

Wellness Program Service Summary

The mission of the San Francisco Wellness Initiative is to improve the health, well-being, and educational outcomes of SFUSD high school students.

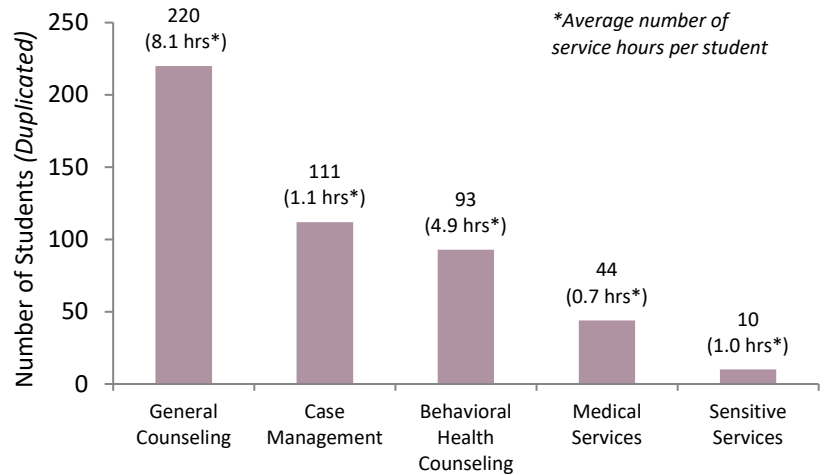
Total Number of Youth Served	281 (unduplicated) 86% of the student population (325 in 2016-17)
Total Number of Service Hours	2,550 hours (an average of 9.1 hours per student)
Student Drop-Ins	108 students visited the Wellness Program during drop-in hours on a typical day. Over the entire school year, that equals 19,422 student contacts .

Outreach & Education Highlights

Wellness provided 38 health promotion activities reaching 2,011 students (duplicated), including:

- Wellness 101: Student Orientations
- Legal Services Clinics and Know Your Rights Workshops
- Vision Clinics
- Wellness Health and Resource Fair
- Lunchtime Presentations on Reproductive Health Education; Employment; Healthy Eating; Sexual Harassment and Tobacco Use

Top Five Types of Services by number of students served



“I really like that they are part of my life, they know what I been through and they give me a lot advice that I really appreciate and thanks to them I feel more strong, I feel more confident, and I really trust them. I am so happy we got wellness.”

- SF International Student

Student Support Groups

Wellness organized 10 groups and clubs reaching 154 students, including:

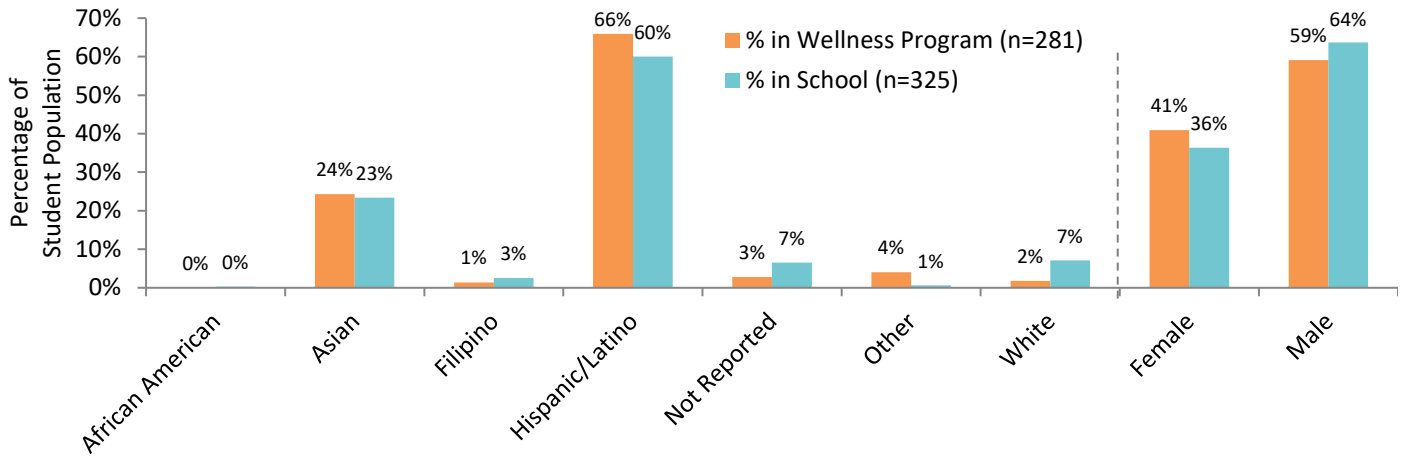
- Family Reunification Groups for Young Men and Women
- Healthy Relationship Group
- Indigenous Students Support Group
- Latinas Unidas Group for Latina Girls
- Newcomer Support Group for Chinese Students
- Social Justice Group
- Substance Abuse Group
- Youth Outreach Worker Program

Community Partners

Wellness collaborated with 12 community-based organizations, including:

- CARECEN (Central American Resource Center)
- Community Youth Center
- Instituto Familiar de la Raza
- La Casa de las Madres
- Legal Services for Children
- Mission Family Center
- Mission Neighborhood Center
- OMI Beacon
- Vietnamese Youth Development Center

Comparison of Student Demographics in School and Wellness Program Population



Wellness Team Members

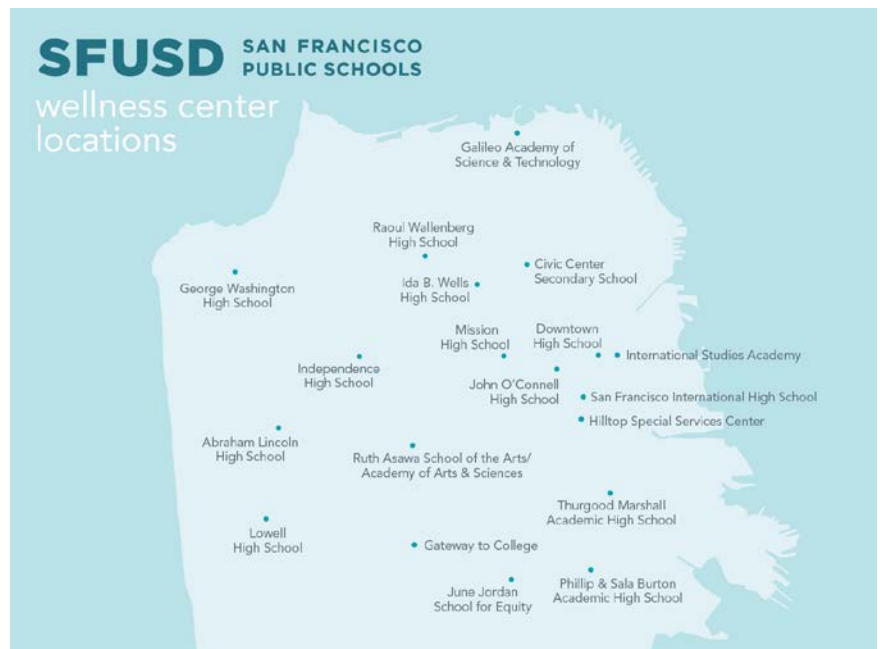
Wellness Coordinator
Lizbett Calleros

Community Health Outreach Worker
Stephanie Ha

School District Nurse
Rachel Kigano

Behavioral Health Therapist
Danae Carvacho (RAMS)

Intern
Reem Aleissa (RAMS)
Sasha Rodriguez (SIT)



Contact

1050 York Street
San Francisco, CA 94110
(415) 695-5982
sfinternational@sfwellness.org
www.sfwellness.org

Chart data was obtained from the Contract Management System (CMS) managed by the San Francisco Department of Children, Youth and Their Families and CALPADS data from the California Department of Education at <http://dq.cde.ca.gov/dataquest>. The CALPADS and CMS information reflects data available during the 2013-14 school year.

In "The Top Five Types of Services" chart, Medical Services refers to services primarily provided by the school nurse. General Counseling refers to non-clinical counseling provided by non-licensed staff. Behavioral Health Counseling refers to clinical counseling services provided by a licensed or license-eligible counselor. Case Management refers to coordination of care to meet students' health needs. Sensitive Services refers to reproductive health services.

In the "Comparison of Student Demographics" chart, the "Other" race/ethnicity category may include the identities American Indian, Alaska Native, Native American, Pacific Islander, Middle Eastern, or Multiracial/Multiethnic.

Partnering to support student health and well-being.