

Wellness Program Service Summary

The mission of the San Francisco Wellness Initiative is to improve the health, well-being, and educational outcomes of SFUSD high school students.

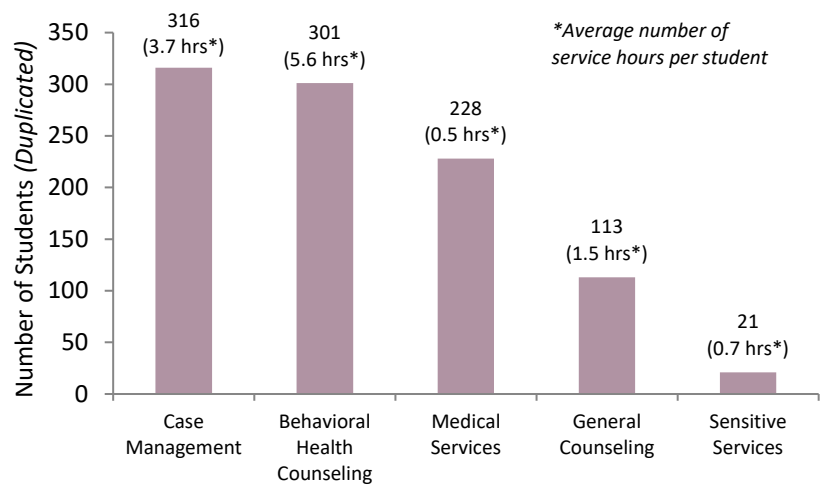
Total Number of Youth Served	713 (unduplicated) 34% of the student population (2,072 in 2016-17)
Total Number of Service Hours	11,399 hours (an average of 16.0 hours per student)
Student Drop-Ins	72 students visited the Wellness Program during drop-in hours on a typical day. Over the entire school year, that equals 12,960 student contacts .

Outreach & Education Highlights

Wellness provided 76 health promotion activities reaching 11,124 students (duplicated), including:

- Wellness 101: Student and Parent Orientation
- Sexually Transmitted Dodgeball
- Natural High: Drug Use Prevention
- Meditation Circles
- Health Idol 2016
- Classroom Presentations on Healthy Relationships; Stress; Sexual Health; Flu Prevention; Nicotine; and Nutrition and the Heart
- Parent Workshops on Communicate Effectively with Your Teenager; Teens and Health Care Decisions

Top Five Types of Services by number of students served



“The Wellness Program impacted me in so many ways. They helped me with health, family, friends, and partner issues. Most adults think relationships between teenagers are superficial, Wellness respect all kinds of relationships. This includes the relationship I have with myself..”

- Lincoln Student

Student Support Groups

Wellness organized 15 groups and clubs reaching 341 students, including:

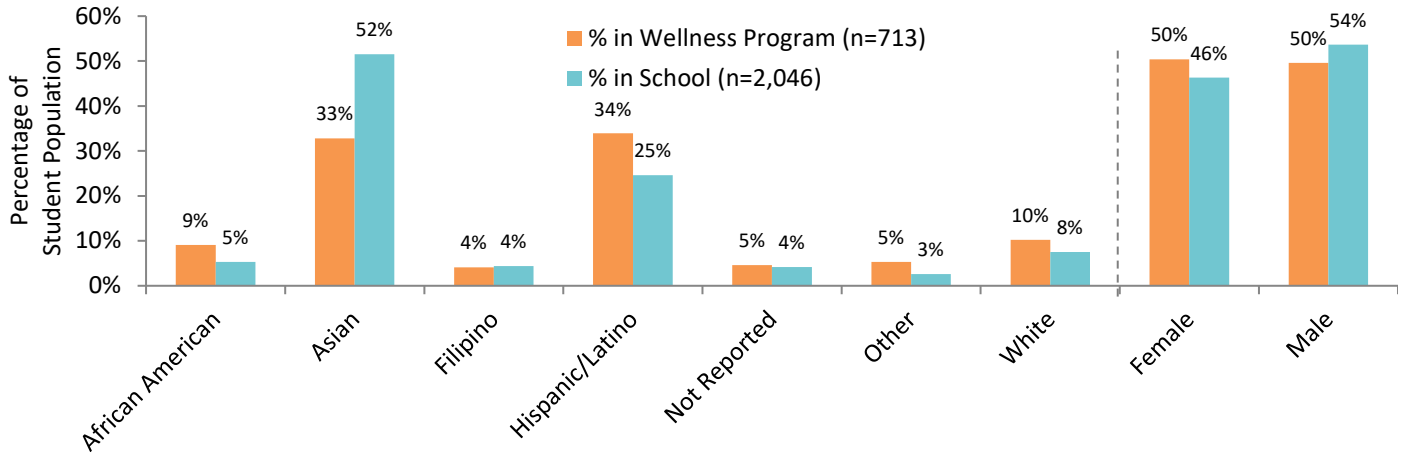
- 9th and 10th Grade Student Support Group
- Health Idol
- Gay Straight Alliance
- Fuerte Groups
- Horizons Group
- Newcomer Club for Cantonese-speaking students
- Lincoln Mustangs Funny Actors Organization (LMFAO)
- Rising Stars Club
- Q Group
- Youth Outreach Workers Program

Community Partners

Wellness collaborated with 7 community-based organizations, including:

- Community Youth Center
- Edgewood
- Hearing and Speech Center
- Horizons
- Huckleberry Youth Programs
- Oakes Children's Center
- Ohlhoff Recovery Programs

Comparison of Student Demographics in School and Wellness Program Population



Wellness Team Members

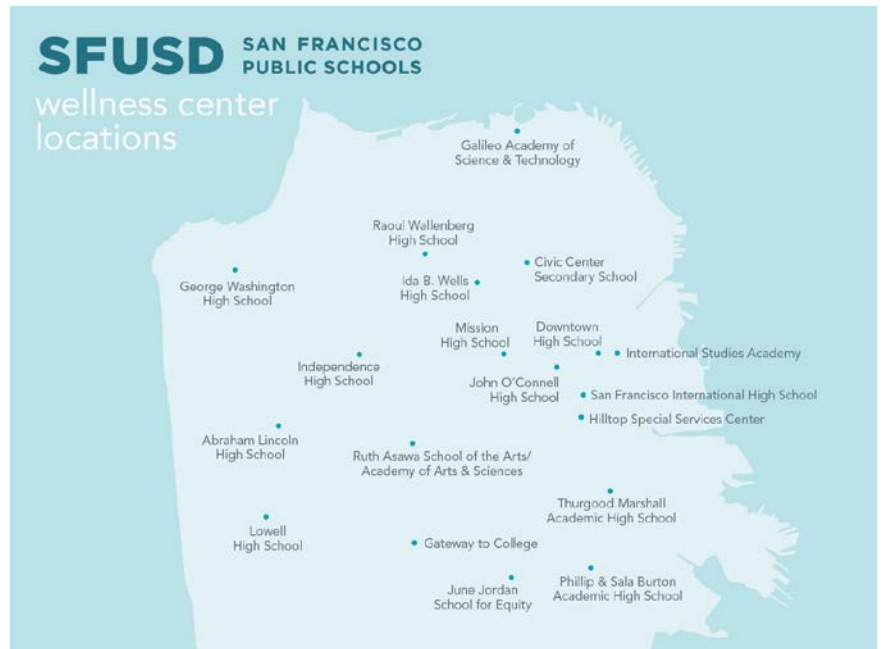
Wellness Coordinator
Kristen Edmonston

Community Health Outreach Worker
Ian Enriquez

School District Nurse
Genevieve Evenhouse

Behavioral Health Therapists
Stephanie Yuen (RAMS)
Molly Fisher (RAMS)
Interns

Sara Nevius (RAMS)
Roger Kuhn (SIT)
Wendy Daniels (SIT)
Yvonne Milham (SIT)



Contact

2162 24th Avenue
San Francisco, CA 94116
(415) 242-2574
lincoln@sfwellness.org
www.sfwellness.org

Chart data was obtained from the Contract Management System (CMS) managed by the San Francisco Department of Children, Youth and Their Families and CALPADS data from the California Department of Education at <http://dq.cde.ca.gov/dataquest>. The CALPADS and CMS information reflects data available during the 2013-14 school year.

In "The Top Five Types of Services" chart, Medical Services refers to services primarily provided by the school nurse. General Counseling refers to non-clinical counseling provided by non-licensed staff. Behavioral Health Counseling refers to clinical counseling services provided by a licensed or license-eligible counselor. Case Management refers to coordination of care to meet students' health needs. Sensitive Services refers to reproductive health services.

In the "Comparison of Student Demographics" chart, the "Other" race/ethnicity category may include the identities American Indian, Alaska Native, Native American, Pacific Islander, Middle Eastern, or Multiracial/Multiethnic.

Partnering to support student health and well-being.