

Wellness Program Service Summary

The mission of the San Francisco Wellness Initiative is to improve the health, well-being, and educational outcomes of SFUSD high school students.

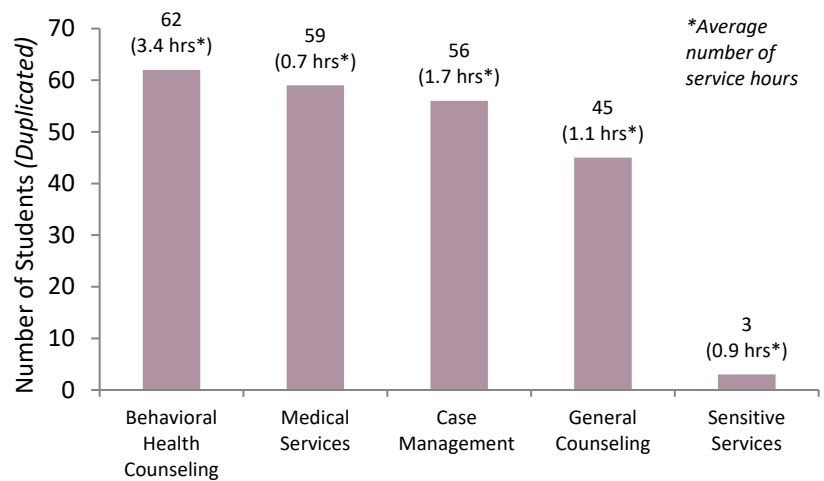
Total Number of Youth Served	147 (unduplicated) 61% of the student population (242 in 2016-17)
Total Number of Service Hours	1,711 hours (an average of 11.7 hours per student)
Student Drop-Ins	25 students visited the Wellness Program during drop-in hours on a typical day. Over the entire school year, that equals 8,532 student contacts.

Outreach & Education Highlights

Wellness provided 24 health promotion activities reaching 2,393 students (duplicated), including:

- Wellness 101: Outreach to New Students & Families
- Spirit Week
- Gratitude Day
- Staff vs. Students Basketball Game
- Fall Employment and Internship Fair
- School Wide Assemblies on Consent and Sexual Harrassment; Trauma and Resilience
- Staff Professional Development on Trauma Informed Response; Self-Care and Mindfulness

Top Five Types of Services by number of students served



"Wellness has played a big impact on my life. I love coming to wellness and getting information at lunch and listening to some good music."

- June Jordan Student

Student Support Groups

Wellness organized 8 groups and clubs reaching 75 students, including:

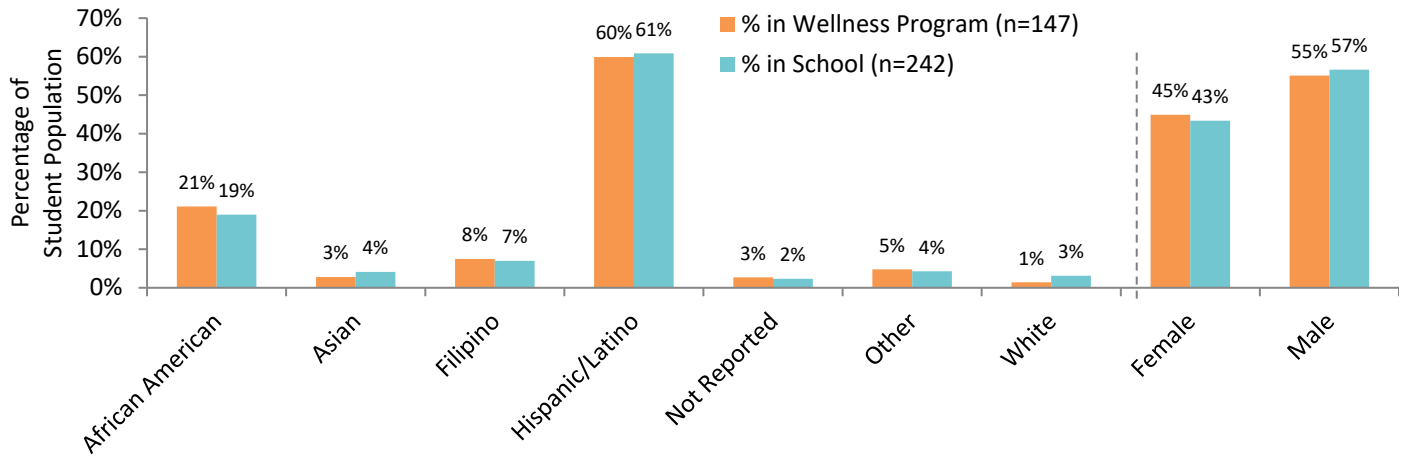
- Conscious Queens
- Student Fitness Group: Basketball
- Mo'Magic Group for Young Men
- Mo'Magic Group for Young Women
- San Francisco Youth for Change Groups
- SFVIP Boys Group
- Youth Outreach Workers Program

Community Partners

Wellness collaborated with 6 community-based organizations, including:

- 3rd Street Youth Clinic
- Center on Juvenile and Criminal Justice
- Mo'Magic
- San Francisco Street Violence Intervention Program (SFVIP)
- San Francisco Youth For Change
- Young Community Developers, Inc. (YCD)

Comparison of Student Demographics in School and Wellness Program Population



Wellness Team Members

Wellness Coordinator

Erin Hughes

Community Health Outreach Worker

Dorian Glover

School District Nurse

Catherine Jordan

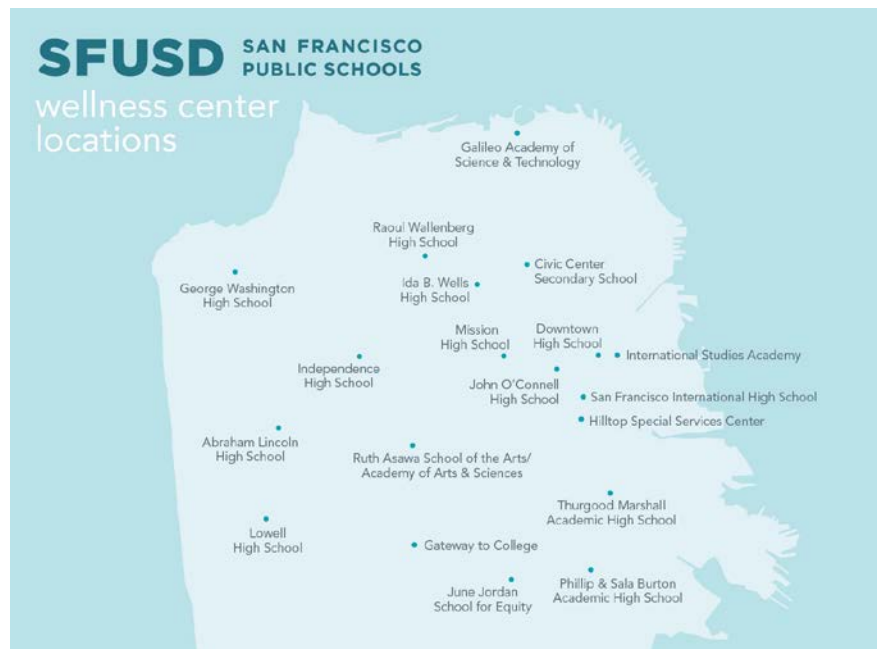
Behavioral Health Therapists

Araceli Martin (RAMS)

Faauga Moliga-Puletasi (RAMS)

Interns

Robin Navarro-Castel (SIT)



Contact

325 La Grande Avenue
San Francisco, CA 94112
(415) 452-4602
junejordan@sfallness.org
www.sfallness.org

Chart data was obtained from the Contract Management System (CMS) managed by the San Francisco Department of Children, Youth and Their Families and CALPADS data from the California Department of Education at <http://dq.cde.ca.gov/dataquest>. The CALPADS and CMS information reflects data available during the 2013-14 school year.

In "The Top Five Types of Services" chart, Medical Services refers to services primarily provided by the school nurse. General Counseling refers to non-clinical counseling provided by non-licensed staff. Behavioral Health Counseling refers to clinical counseling services provided by a licensed or license-eligible counselor. Case Management refers to coordination of care to meet students' health needs. Sensitive Services refers to reproductive health services.

In the "Comparison of Student Demographics" chart, the "Other" race/ethnicity category may include the identities American Indian, Alaska Native, Native American, Pacific Islander, Middle Eastern, or Multiracial/Multiethnic.

Partnering to support student health and well-being.