

Wellness Program Service Summary

The mission of the San Francisco Wellness Initiative is to improve the health, well-being, and educational outcomes of SFUSD high school students.

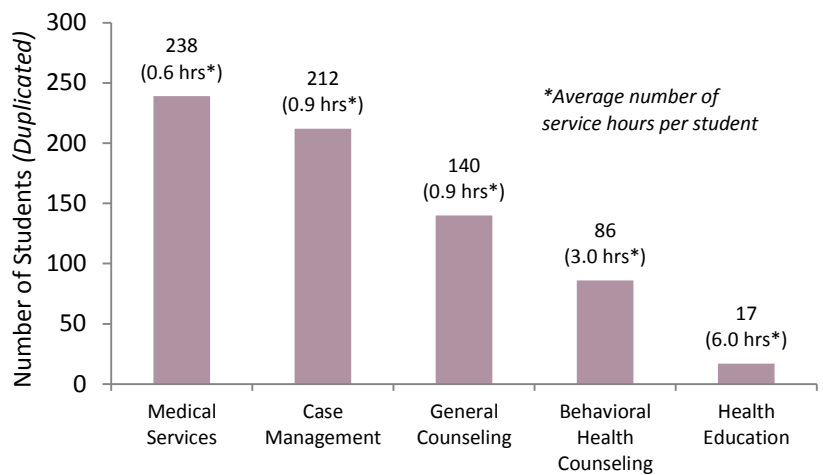
Total Number of Youth Served	350 (unduplicated) 56% of the student population (624 in 2014-15)
Total Number of Service Hours	917 hours (an average of 2.6 hours per student)
Student Drop-Ins	96 students† visited the Wellness Program during drop-in hours on a typical day. Over the entire school year, that equals 4,806 student contacts.†

Outreach & Education Highlights†

Wellness provided 110 health promotion activities† reaching 8,711 students† (duplicated), including:

- Drag Ball
- Sexual Harassment & Internet Violence Assembly
- AIDSQuilt & HIV/AIDS Education
- Exploratorium Field Trip
- Classroom Presentations on Restorative Circles; Birth Control Options; Depression & Anxiety; Drugs/Alcohol & the Brain; Eating Disorders & Body Image; Healthy Relationships; Nutrition
- Staff Professional Development on Classroom Climate

Top Five Types of Services by number of students served



“The Wellness Program acts quickly to address student issues. They always put students as the number one priority.

- Staff Member, SOTA

Student Support Groups

Wellness organized 7 groups and clubs† reaching 31 students†, including:

- Substance Use Prevention Group
- Girls Empowerment Group
- Healthy Choices Group
- Healthy Relationships Group
- Young Men’s Health Groups
- Youth Outreach Workers Program

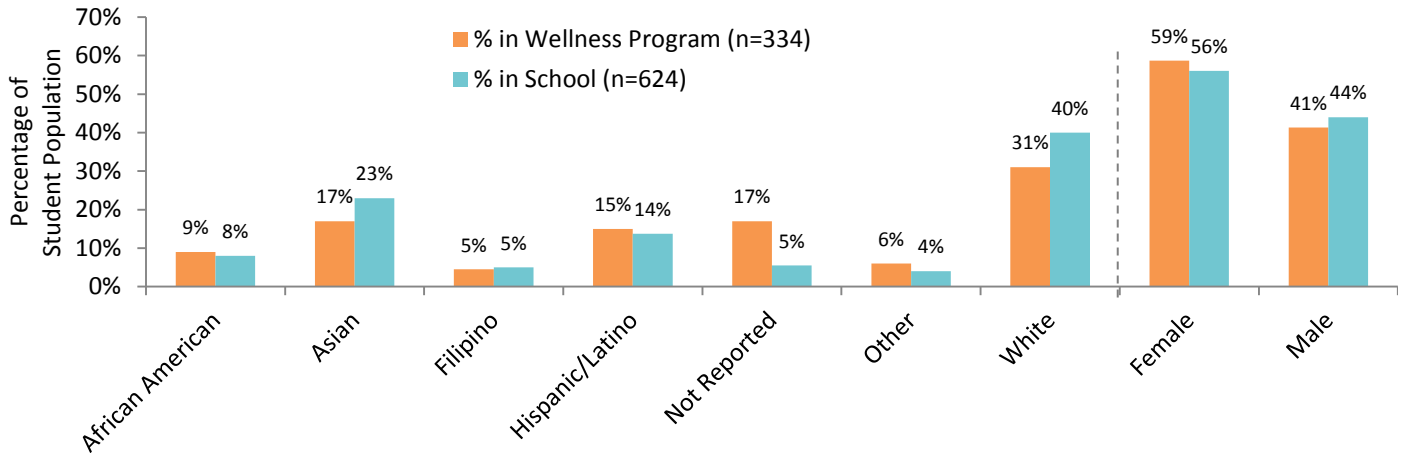
Community Partners

Wellness collaborated with 3 community-based agencies†, including:

- Community Youth Center
- Horizons Unlimited
- La Casa de las Madres

†These numbers combine data from Ruth Asawa School of the Arts and the Academy of Arts & Sciences and represent both schools.

Comparison of Student Demographics in School and Wellness Program Population



Wellness Team Members

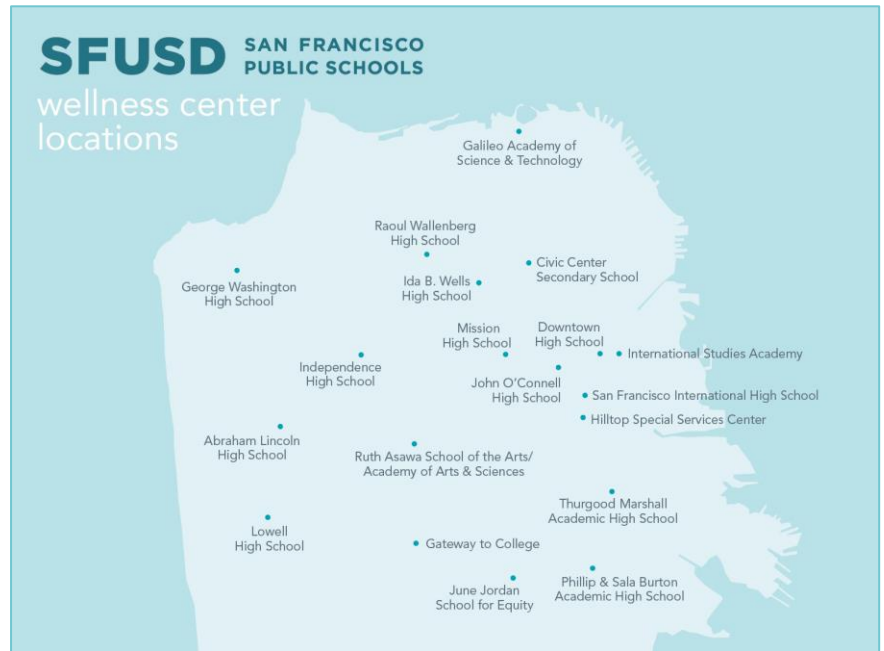
Wellness Coordinator
Robert Francoeur

Community Health Outreach Worker
Cynthia Cevallos

School District Nurse
Genevieve Evenhouse

Behavioral Health Therapist
Mario Tobo (RAMS)

Interns
Jaclyn Hull (RAMS)
Amber Gonzalez (SIT)
Knar Kahakejian (Foster Youth Services)



Contact

555 Portola Drive
San Francisco, CA 94131
(415) 695-5755
sota@sfallness.org
www.sfallness.org

Chart data was obtained from the Contract Management System (CMS) managed by the San Francisco Department of Children, Youth and Their Families and CALPADS data from the California Department of Education at <http://dq.cde.ca.gov/dataquest>. The CALPADS and CMS information reflects data available during the 2014-15 school year.

In "The Top Five Types of Services" chart, Medical Services refers to services primarily provided by the school nurse. General Counseling refers to non-clinical counseling provided by non-licensed staff. Behavioral Health Counseling refers to clinical counseling services provided by a licensed or license-eligible counselor. Case Management refers to coordination of care to meet students' health needs. Sensitive Services refers to reproductive health services.

In the "Comparison of Student Demographics" chart, the "Other" race/ethnicity category may include the identities American Indian, Alaska Native, Native American, Pacific Islander, Middle Eastern, or Multiracial/Multiethnic.

Partnering to support student health and well-being.