

The mission of the San Francisco Wellness Initiative is to improve the health, well-being, and educational outcomes of SFUSD high school students.

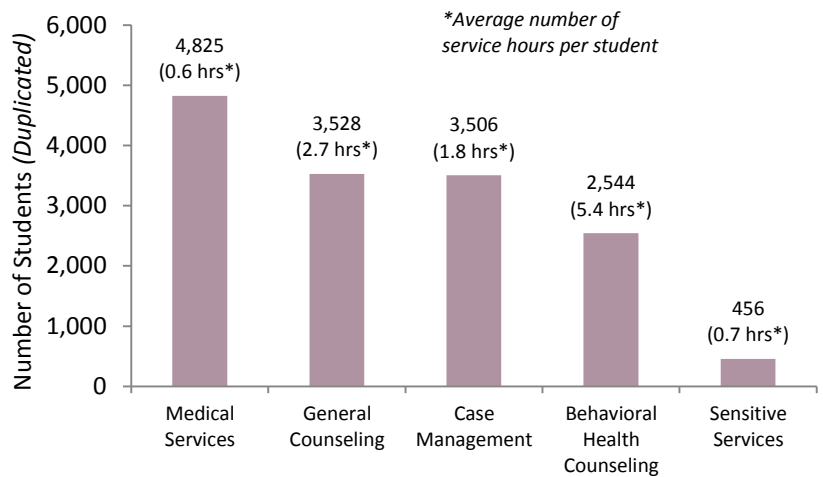
Total Number of Youth Served	8,638 (unduplicated) 58% of the student population (14,887 in 2014-15)
Total Number of Service Hours	62,699 hours (an average of 7.3 hours per student)
Student Drop-Ins	888 students visited the Wellness Program during drop-in hours on a typical day. Over the entire school year, that adds up to 159,822 student contacts .

Service Highlights

Across the 19 Wellness Program sites, Wellness staff:

- Provided individual 1:1 services to **7,974** students (92% of the total students served).
- Offered 186 groups and clubs reaching **2,074** students (24%).
- Collaborated with **63** community agencies and universities to provide individual and group services reaching over **2,600** students (30%).
- Partnered with SFUSD's Student Intervention Team, SFUSD's Foster Youth Services Program and Richmond Area Multi-Services, Inc. (RAMS) to supervise **38** interns and volunteers who provided counseling and case management services to students.
- Organized over **1,820** health promotion activities reaching more than **133,800** students (duplicated).

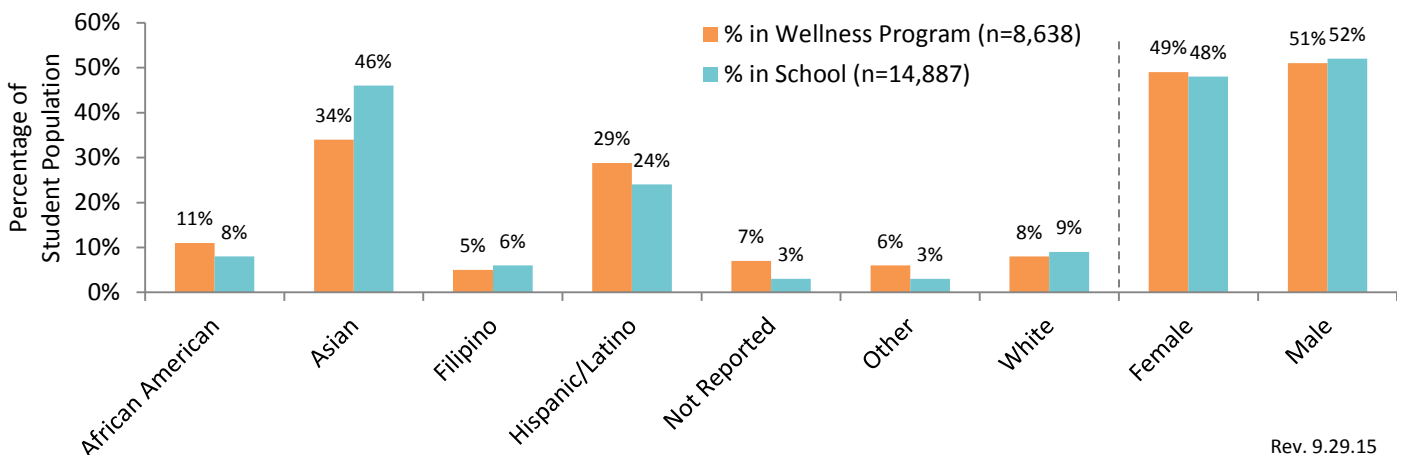
Top Five Types of Services by number of students served



"The Wellness Center is a foundation for our students. Without them supporting us mentally, physically and emotionally, students would not be going to school."

-Student, June Jordan School for Equity

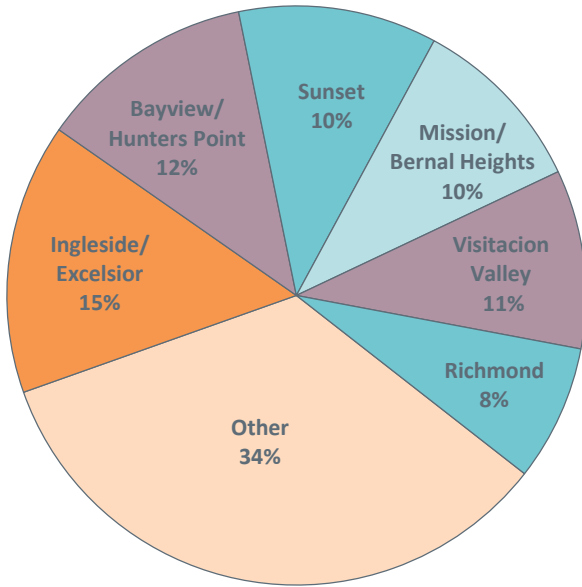
Comparison of Student Demographics in School and Wellness Program Population



Rev. 9.29.15



Top Six Neighborhoods of Students Served



“I don’t know what I would’ve done without Wellness. My son was so depressed. But thanks to Wellness counseling, he’s going to school more often .”

- Parent, Washington High School



Contact

San Francisco Wellness Initiative
San Francisco Unified School District
School Health Programs Office
1515 Quintara Street
San Francisco, CA 94116

info@sfwellness.org
www.sfwellness.org

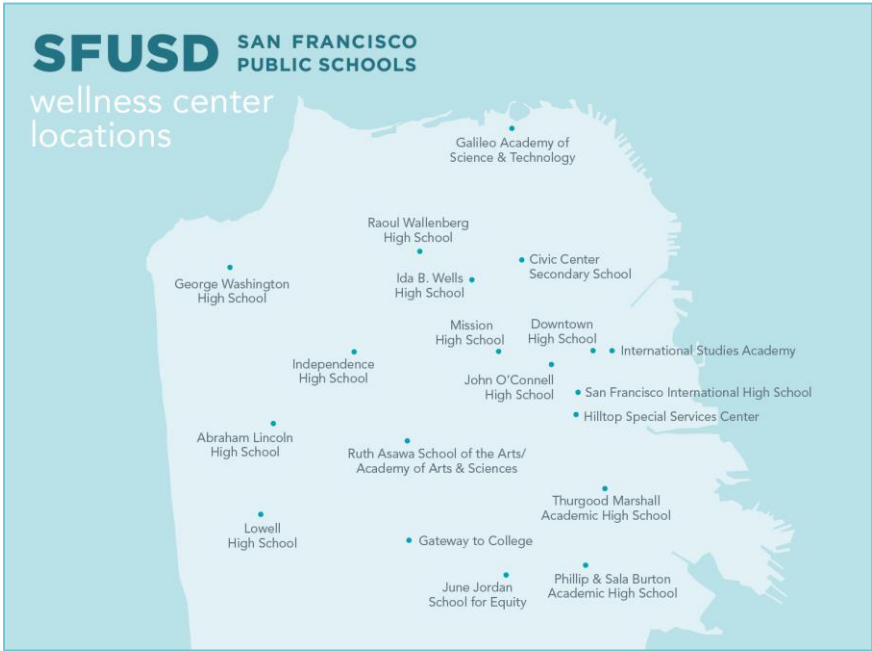


Chart data was obtained from the Contract Management System (CMS) managed by the San Francisco Department of Children, Youth and Their Families and CALPADS data from the California Department of Education at <http://dq.cde.ca.gov/dataquest>. The CALPADS and CMS information reflects data available during the 2014-15 school year.

In “The Top Five Types of Services” chart, Medical Services refers to services primarily provided by the school nurse. General Counseling refers to non-clinical counseling provided by non-licensed staff. Behavioral Health Counseling refers to clinical counseling services provided by a licensed or license-eligible counselor. Case Management refers to coordination of care to meet students’ health needs. Sensitive Services refers to reproductive health services.

In the “Comparison of Student Demographics” chart, the “Other” race/ethnicity category may include the identities American Indian, Alaska Native, Native American, Pacific Islander, Middle Eastern, or Multiracial/Multiethnic.

In the “Top Six Zip Codes” chart, the following zip codes are referenced: Ingleside/Excelsior = 94112; Bayview/Hunters Point = 94124; Mission/Bernal Heights = 94110; Sunset = 94122 & 94116; Visitacion Valley = 94134; Richmond = 94121 & 94118; and Other = all other, unknown, or missing zip codes.

Partnering to support student health and well-being.