

Wellness Program Service Summary

The mission of the San Francisco Wellness Initiative is to improve the health, well-being, and educational outcomes of SFUSD high school students.

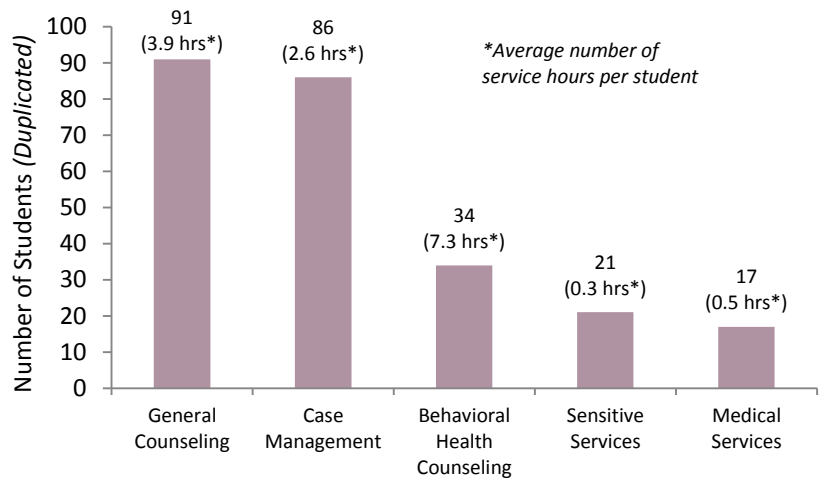
Total Number of Youth Served	129 (unduplicated) 55% of the student population (234 in 2014-15)
Total Number of Service Hours	838 hours (an average of 6.5 hours per student)
Student Drop-Ins	12 students visited the Wellness Program during drop-in hours on a typical day. Over the entire school year, that equals 2,196 student contacts .

Outreach & Education Highlights

Wellness provided 16 health promotion activities reaching 103 students and 79 staff members (duplicated), including:

- Assemblies on Internet Violence Prevention; Substance Abuse 201; Sexual Assault & Rape Prevention; Bystander Intervention; and HIV/AIDS
- Great American Smoke Out
- Classroom Presentations on Marijuana; Healthy Sexuality; and Body Image & Eating Disorders
- Field Trip to San Francisco LGBTQ Center
- Staff Trainings on Student Crisis Protocol; Health Education Curriculum Alignment; San Francisco Suicide Prevention; and Marijuana & The Adolescent Brain

Top Five Types of Services by number of students served



“Students feel safe in Wellness. They know they have someone to talk to.”

- Staff Member, Independence High School

Student Support Groups

Wellness organized 2 groups reaching 8 students, including:

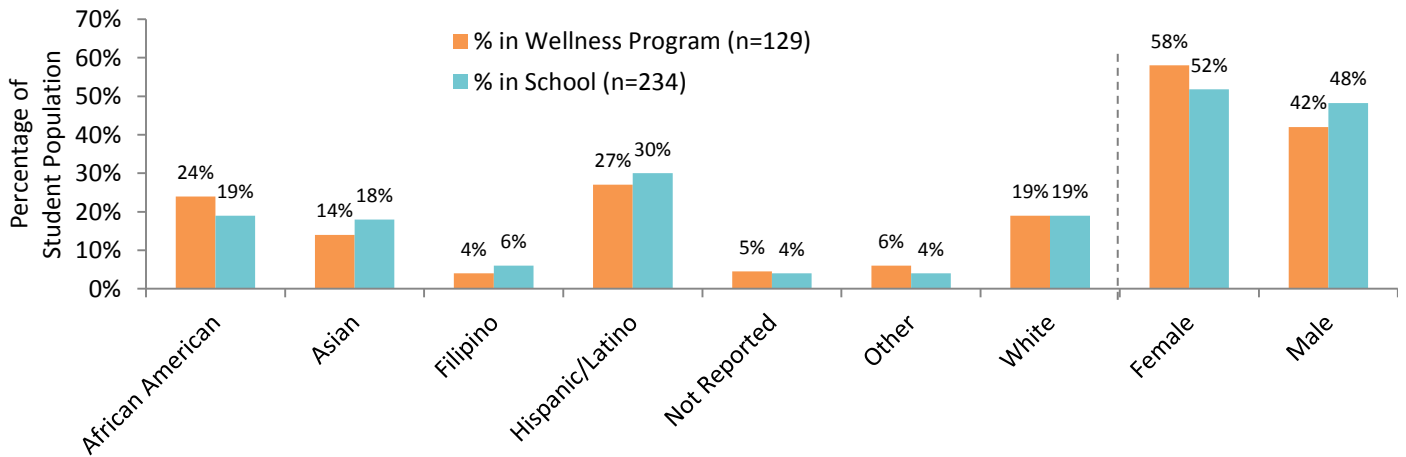
- Healthy Relationships Girls’ Group
- Youth Outreach Workers Program

Community Partners

Wellness collaborated with 3 community-based organizations, including:

- Huckleberry Youth Programs
- La Casa de las Madres
- San Francisco Women Against Rape (SFWAR)

Comparison of Student Demographics in School and Wellness Program Population



Wellness Team Members

Wellness Coordinator

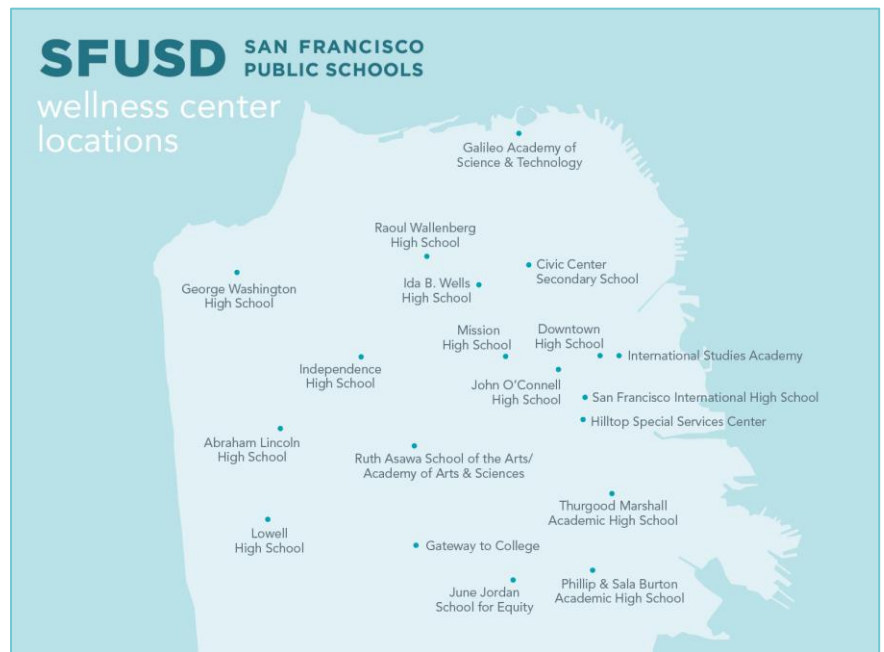
Ann Collaço

School District Nurse

Catherine Jordan

Intern

Sarah Swanger (SIT)



Contact

1350 7th Avenue
San Francisco, CA 94122
(415) 242-5000
independence@sfallness.org
www.sfallness.org

Chart data was obtained from the Contract Management System (CMS) managed by the San Francisco Department of Children, Youth and Their Families and CALPADS data from the California Department of Education at <http://dq.cde.ca.gov/dataquest>. The CALPADS and CMS information reflects data available during the 2014-15 school year.

In "The Top Five Types of Services" chart, Medical Services refers to services primarily provided by the school nurse. General Counseling refers to non-clinical counseling provided by non-licensed staff. Behavioral Health Counseling refers to clinical counseling services provided by a licensed or license-eligible counselor. Case Management refers to coordination of care to meet students' health needs. Sensitive Services refers to reproductive health services.

In the "Comparison of Student Demographics" chart, the "Other" race/ethnicity category may include the identities American Indian, Alaska Native, Native American, Pacific Islander, Middle Eastern, or Multiracial/Multiethnic.

Partnering to support student health and well-being.