

Wallenberg High School Wellness Program

SERVICE SUMMARY OF 2012-2013 SCHOOL YEAR



Total Number of Youth Served

336 [Non-Duplicated]

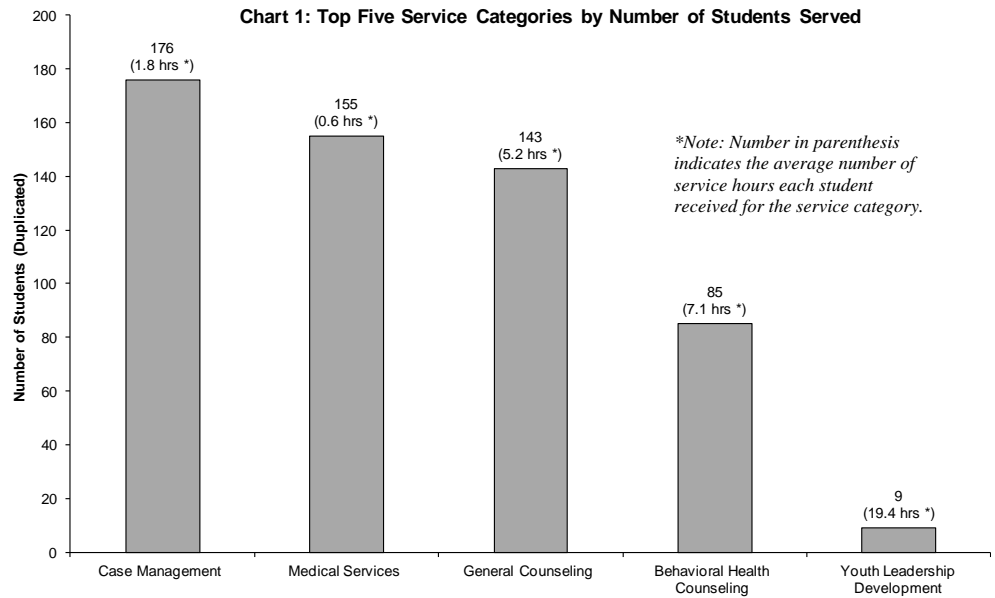
51% of 657 (the student population at Wallenberg High School in 12-13)

Total Number of Service Hours Provided

1,932 (an average of 5.8 hours per student)

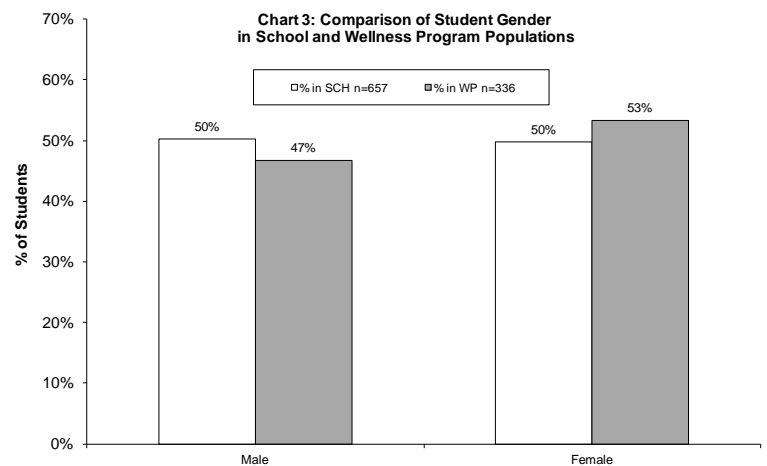
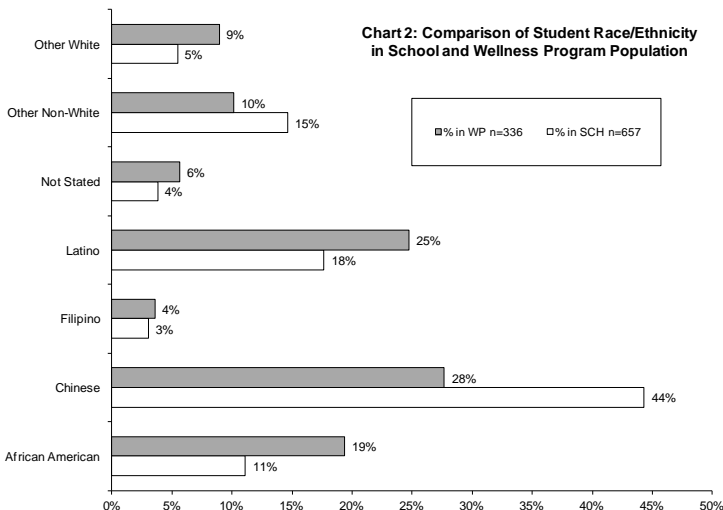
TYPES OF SERVICE

- The top three most accessed services were Case Management (52% of all youth served by the Wellness Program), Medical Services (46%), and General Counseling (43%). The top five service categories are shown in Chart 1.
- The most time intensive service provided was Youth Leadership Development where youth received an average of 19.4 hours of service through Youth Outreach Program.



PARTICIPANT DEMOGRAPHICS

- Demographic data on the racial/ethnic groups served are presented in Chart 2. Chinese students made up 28% of the students served, Latino students made up 25% of the students served and African American made up 19% of the students served.
- The Wellness Program served more female than male students (Chart 3).



Data for Charts 1, 2 and 3 was obtained from the Contract Management System (CMS) managed by the San Francisco Department of Children, Youth and Their Families and School Site Profiles from the San Francisco Unified School District at www.sfusd.edu. The SFUSD and CMS information reflects data available during the 2012-13 school year. In Chart 1, Medical Services refers to services primarily provided by the School Nurse. General Counseling refers to non-clinical counseling provided by non-licensed staff. Behavioral health counseling refers to clinical counseling services provided by a licensed or license-eligible counselor.

Core funding for the Wellness Programs comes from the City of San Francisco's Children's Fund and the Public Education Enrichment Fund (PEEF) of the San Francisco Unified School District.