

San Francisco International High School Wellness Program

SERVICE SUMMARY OF 2012-2013 SCHOOL YEAR



Total Number of Youth Served

260 [Non-Duplicated]

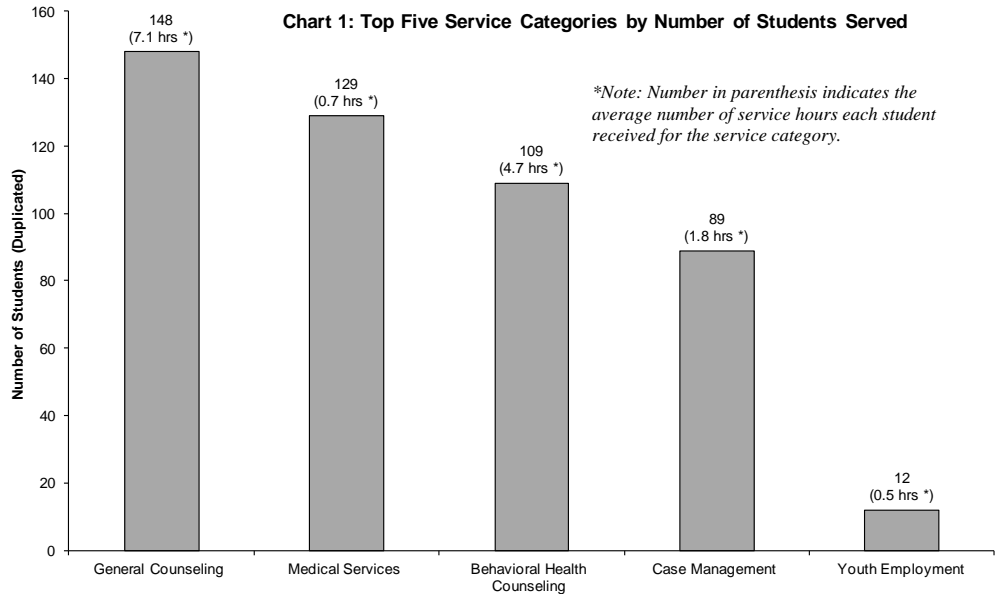
80% of 325 (the student population at SFHS in 12-13)

Total Number of Service Hours Provided

1,824 (an average of 7.0 hours per student)

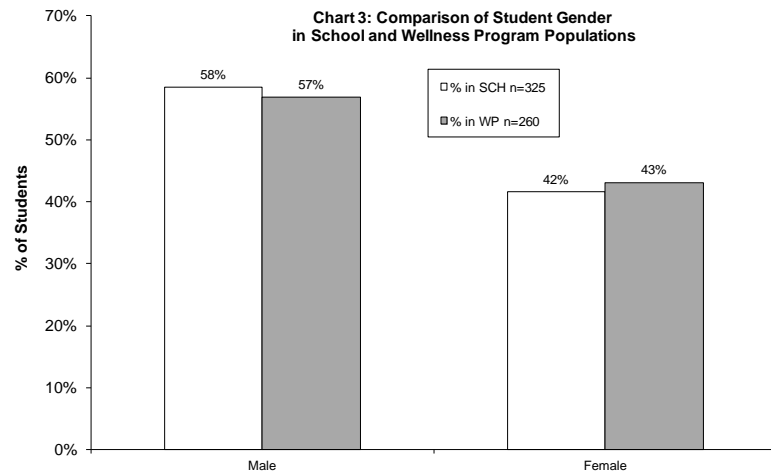
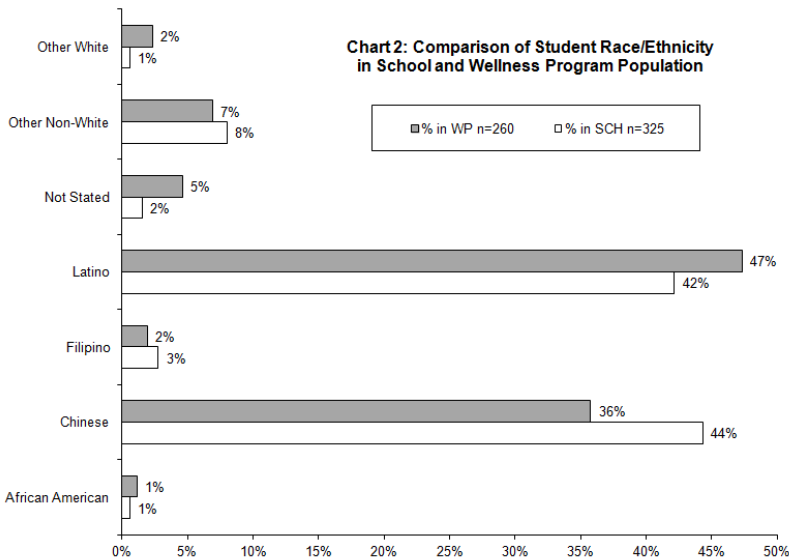
TYPES OF SERVICE

- The top three most accessed services were *General Counseling* (57% of all youth served), *Medical Services* (50%), and *Behavioral Health Counseling* (42%). The top five service categories are shown in Chart 1.
- The most time intensive service provided was *General Counseling* where youth received an average of 7.1. hours of service.



PARTICIPANT DEMOGRAPHICS

- Demographic data on the racial/ethnic groups served are presented in Chart 2. Latino students made up 47% of the students served, Chinese students made up 37% of the students served and Other Non-White made up 7% of the students served.
- The Wellness Program served more male than female students (Chart 3).



Data for Charts 1, 2 and 3 was obtained from the Contract Management System (CMS) managed by the San Francisco Department of Children, Youth and Their Families and School Site Profiles from the San Francisco Unified School District at www.sfusd.edu. The SFUSD and CMS information reflects data available during the 2012-13 school year. In Chart 1, General Counseling refers to non-clinical counseling provided by non-licensed staff. Medical Services refers to services primarily provided by the School Nurse. Behavioral health counseling refers to clinical counseling services provided by a licensed or license-eligible counselor. Youth Employment refers to assisting students with finding jobs.

Core funding for the Wellness Programs comes from the City of San Francisco's Children's Fund and the Public Education Enrichment Fund (PEEF) of the San Francisco Unified School District.

