

San Francisco International Wellness Program SERVICE SUMMARY: 2010-11 SCHOOL YEAR



Total Number of Youth Served

162 [Non-Duplicated]

122% of 133 (the student population of SF International in 10-11*)

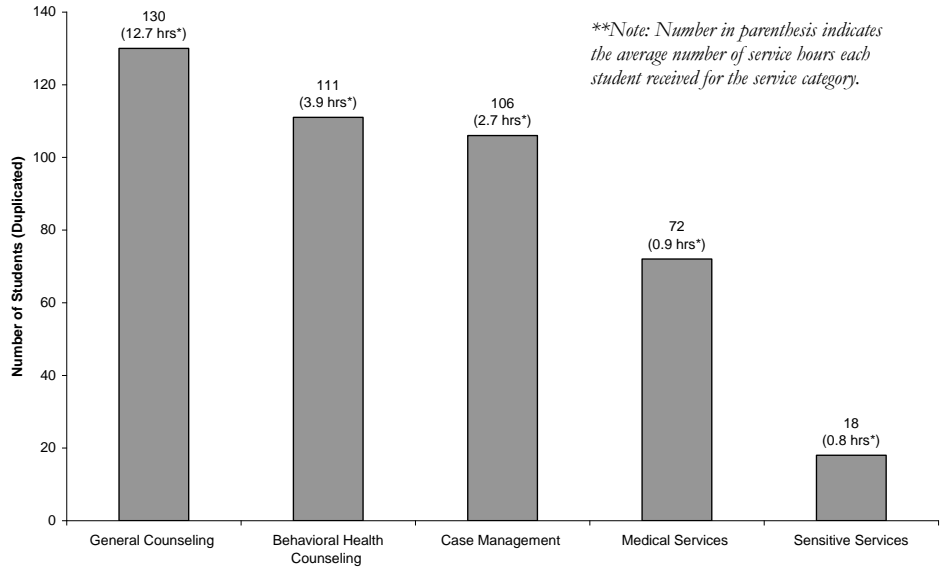
Total Number of Service Hours Provided

2,449 (an average of 15.1 hours per student)

TYPES OF SERVICE

- The top three most accessed services were *general counseling* (80% of students served by the Wellness Program), *behavioral health counseling* (69%), and *case management* (65%). The top five service categories are shown in Chart 1.
- The most time intensive service provided was *general counseling*, where youth received an average of 12.7 hours of service.

Chart 1: Top Five Service Categories by Number of Students Served



PARTICIPANT DEMOGRAPHICS

- Demographic data on the racial/ethnic groups served are presented in Chart 2. Chinese students made up 44% of the students served by the Wellness Program, Latino students made up 43%, and Other Non-White students made up 8%.
- The Wellness Program served more male students than female students, which aligns with the gender demographics of the student population (Chart 3).

Chart 2: Comparison of Student Race/Ethnicity in School and Wellness Program Population

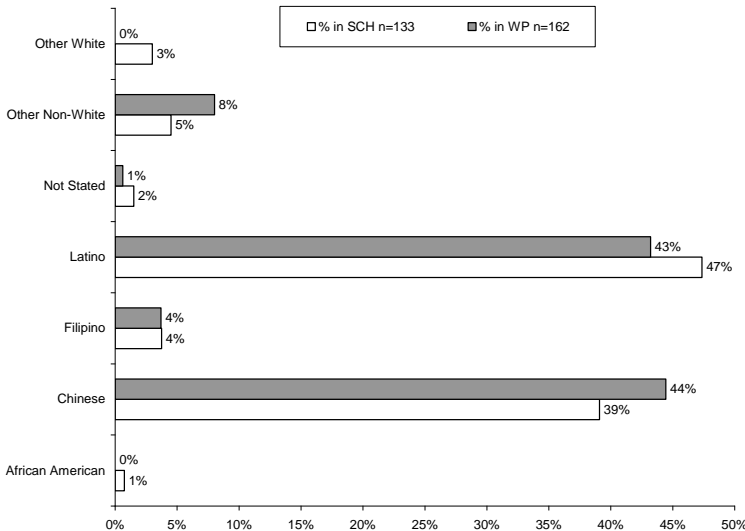
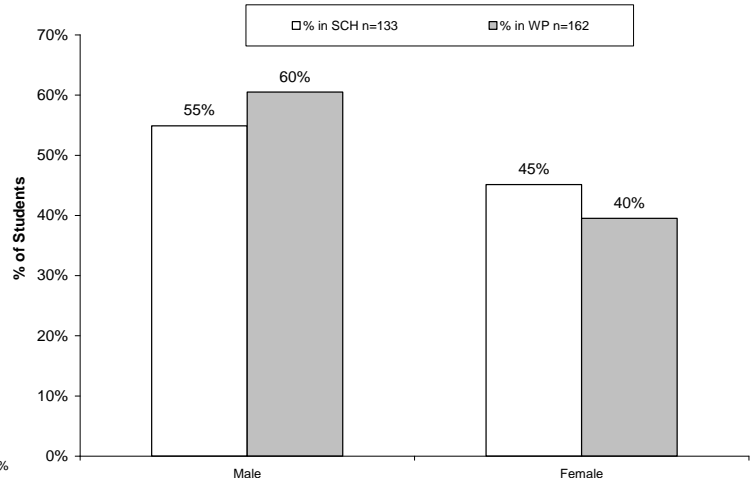


Chart 3: Comparison of Student Gender in School and Wellness Program Populations



Data for Charts 1, 2 and 3 was obtained from the Contract Management System (CMS) managed by the San Francisco Department of Children, Youth and Their Families and School Site Profiles from the San Francisco Unified School District at www.sfusd.edu. The SFUSD and CMS information reflects data available during the 2010-11 school year. In Chart 1, General Counseling refers to non-clinical counseling provided by non-licensed staff. Behavioral Health Counseling refers to clinical counseling services provided by a licensed or license-eligible counselor. Medical Services refers to services primarily provided by the School Nurse. Sensitive Services refers to reproductive health services.

* Newcomer students can be placed at SF International throughout the school year, thus the number of students increases as the school year progresses. However, student enrollment figures are based on data from October 2010.