

O'Connell Wellness Program SERVICE SUMMARY: 2010-11 SCHOOL YEAR

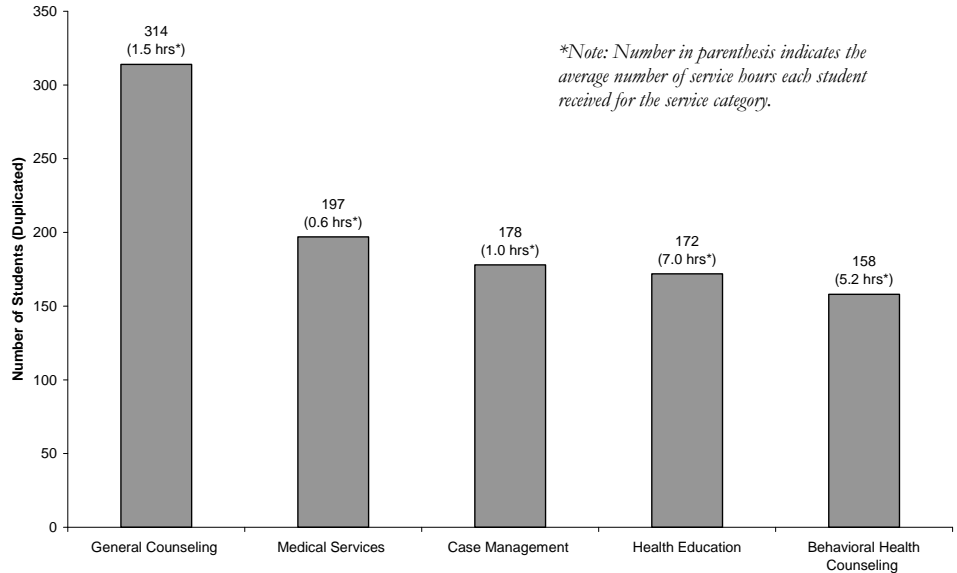


Total Number of Youth Served	458 [Non-Duplicated] 76% of 604 (the student population of O'Connell in 10-11)
Total Number of Service Hours Provided	3,506 (an average of 7.7 hours per student)

TYPES OF SERVICE

- The top three most accessed services were *general counseling* (69% of students served by the Wellness Program), *medical services* (43%), and *case management* (39%). The top five service categories are shown in Chart 1.
- The most time intensive service provided was *youth leadership development*, where youth received an average of 31.5 hours of service through the Youth Outreach Program (*not shown in Chart 1*).

Chart 1: Top Five Service Categories by Number of Students Served



PARTICIPANT DEMOGRAPHICS

- Demographic data on the racial/ethnic groups served are presented in Chart 2. Latino students made up 61% of the students served by the Wellness Program, African American students made up 18% of the students served and Other Non-White students made up 8% of the students served.
- The Wellness Program served more female students than male students (Chart 3).

Chart 2: Comparison of Student Race/Ethnicity in School and Wellness Program Population

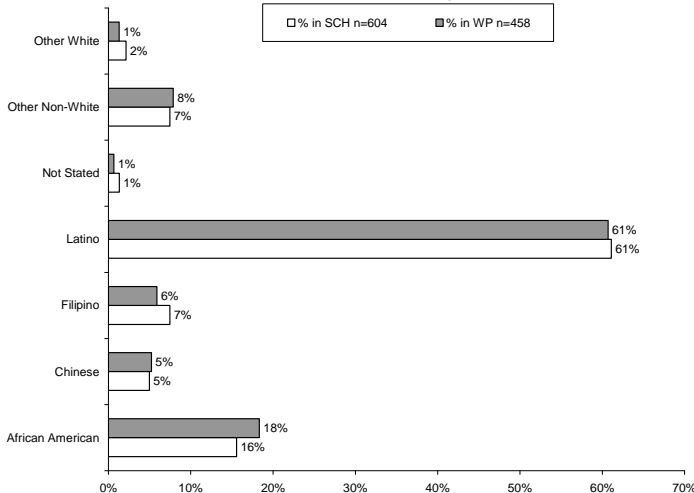
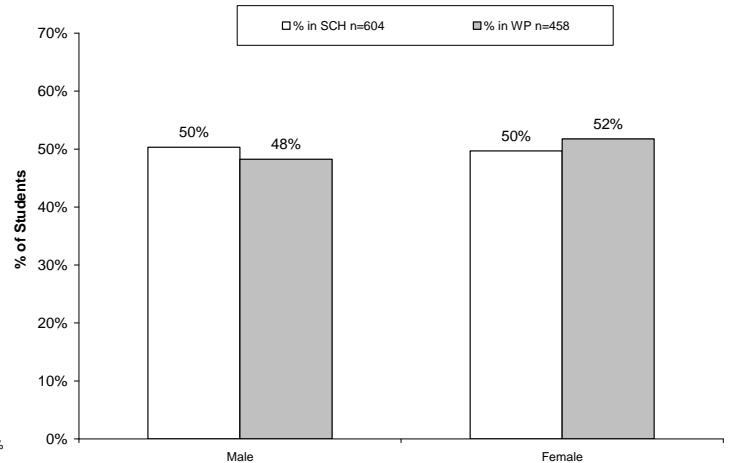


Chart 3: Comparison of Student Gender in School and Wellness Program Populations



Data for Charts 1, 2 and 3 was obtained from the Contract Management System (CMS) managed by the San Francisco Department of Children, Youth and Their Families and School Site Profiles from the San Francisco Unified School District at www.sfusd.edu. The SFUSD and CMS information reflects data available during the 2010-11 school year. In Chart 1, General Counseling refers to non-clinical counseling provided by non-licensed staff. Medical Services refers to services primarily provided by the School Nurse. Behavioral Health Counseling refers to clinical counseling services provided by a licensed or license-eligible counselor.