

Mission High School High School Wellness Program SERVICE SUMMARY OF 2012-2013 SCHOOL YEAR



Total Number of Youth Served

669 [Non-Duplicated]

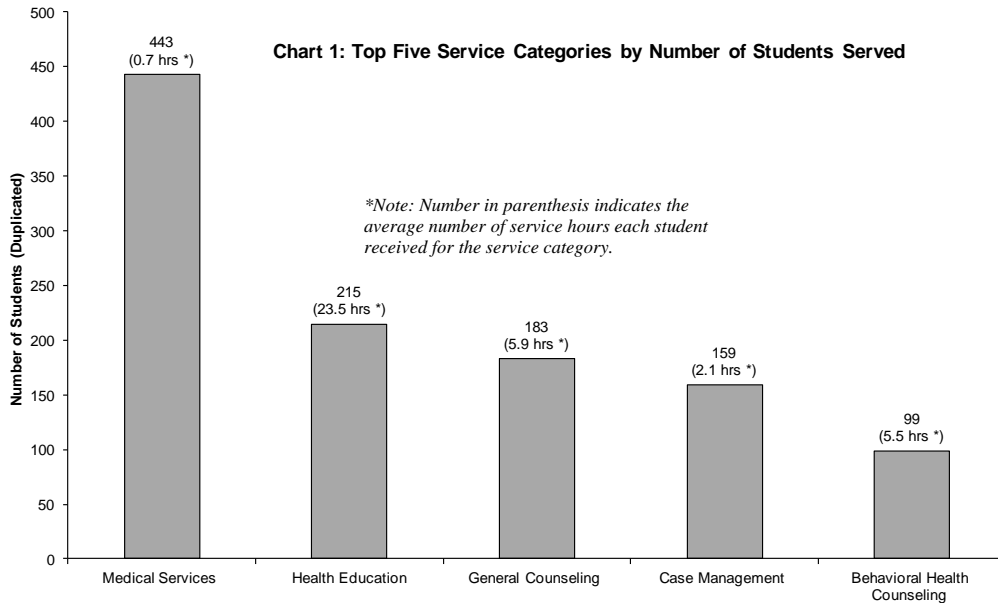
72 % of 932 (the student population at Mission in 12-13)

Total Number of Service Hours Provided

8,052 (an average of 12.0 hours per student)

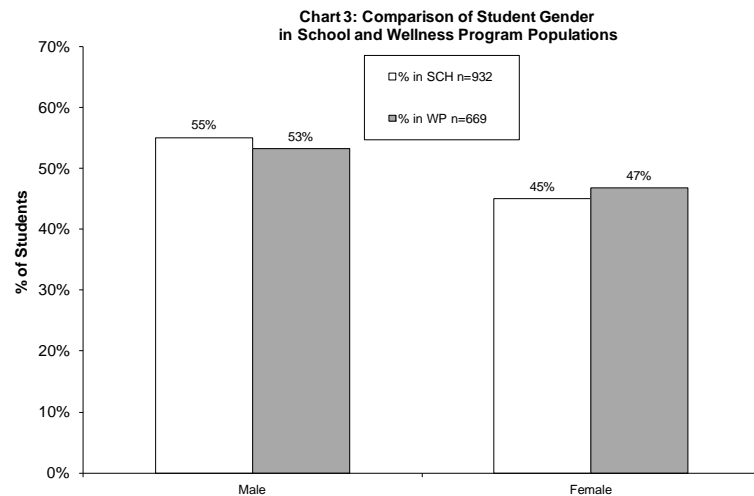
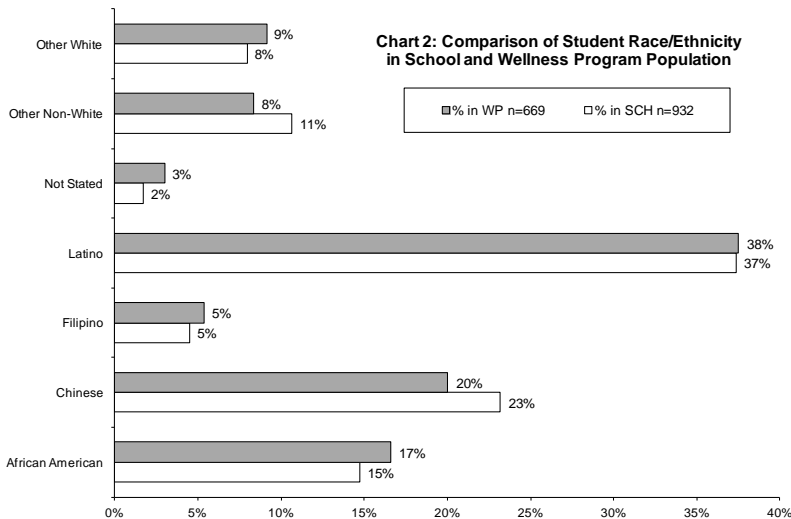
TYPES OF SERVICE

- The top three most accessed services were *Medical Services* (66% of all youth served), *Health Education* (32%), and *General Counseling* (27%). The top five service categories are shown in Chart 1.
- The most time intensive service provided was *Health Education* where youth received an average of 23.5 hours of services.



PARTICIPANT DEMOGRAPHICS

- Demographic data on the racial/ethnic groups served are presented in Chart 2. Latino students made up 38% of the students served, Chinese students made up 20% and African American students made up 17% of the students served.
- The Wellness Program served more male than female students (Chart 3).



Data for Charts 1, 2 and 3 was obtained from the Contract Management System (CMS) managed by the San Francisco Department of Children, Youth and Their Families and School Site Profiles from the San Francisco Unified School District at www.sfusd.edu. The SFUSD and CMS information reflects data available during the 2012-13 school year. In Chart 1, Medical Services refers to services primarily provided by the School Nurse. General Counseling refers to non-clinical counseling provided by non-licensed staff. Behavioral health counseling refers to clinical counseling services provided by a licensed or license-eligible counselor.

Core funding for the Wellness Programs comes from the City of San Francisco's Children's Fund and the Public Education Enrichment Fund (PEEF) of the San Francisco Unified School District.