

Mission High School Wellness Program SERVICE SUMMARY OF 2011-2012 SCHOOL YEAR

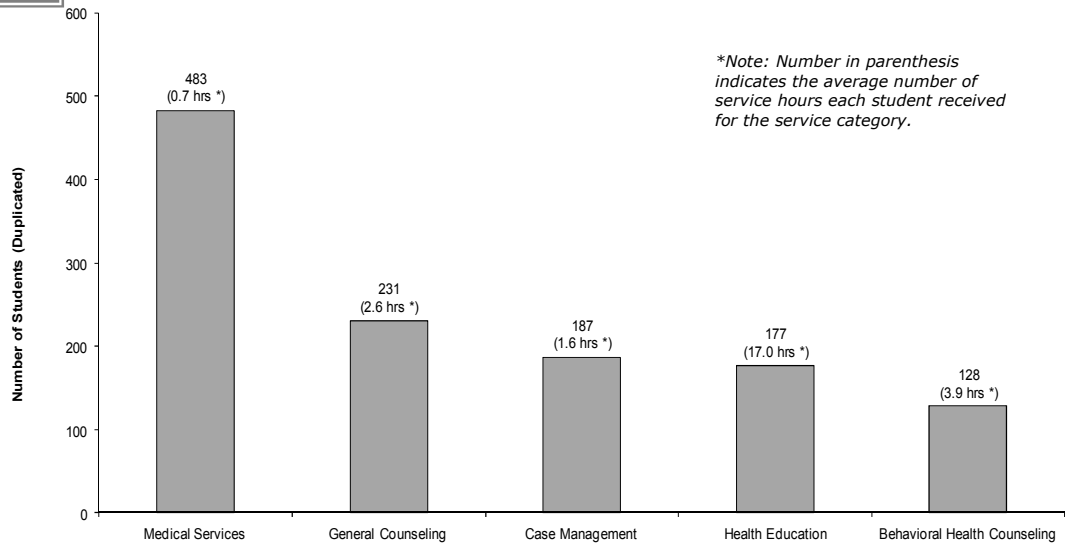


Total Number of Youth Served	732 [Non-Duplicated] 79% of 929 (the student population of Mission in 11-12)
Total Number of Service Hours Provided	5,004 (an average of 6.84 hours per student)

TYPES OF SERVICE

- The top three most accessed services were *medical services* (66% of all youth served), *general counseling* (32%), and *case management* (26%). The top five service categories are shown in Chart 1.
- The most time intensive service provided was *youth leadership development*, where youth received an average of 23.0 hours of service through the Youth Outreach Program (not shown in Chart 1).

Chart 1: Top Five Service Categories by Number of Students Served



PARTICIPANT DEMOGRAPHICS

- Demographic data on the racial/ethnic groups served are presented in Chart 2. Latino students made up 44% of the students served, African American and Chinese students each made up 18% of the students served, and Other Non-White students made up 8% of the students served.
- The Wellness Program served the same percentage of male students as female students (Chart 3).

Chart 2: Comparison of Student Race/Ethnicity in School and Wellness Program Population

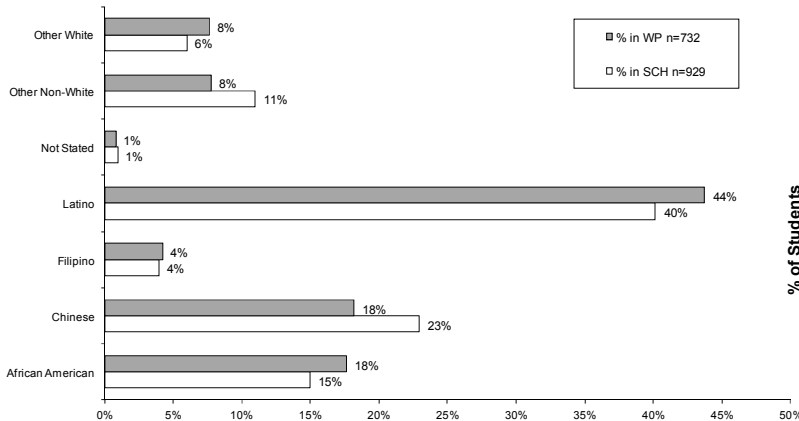
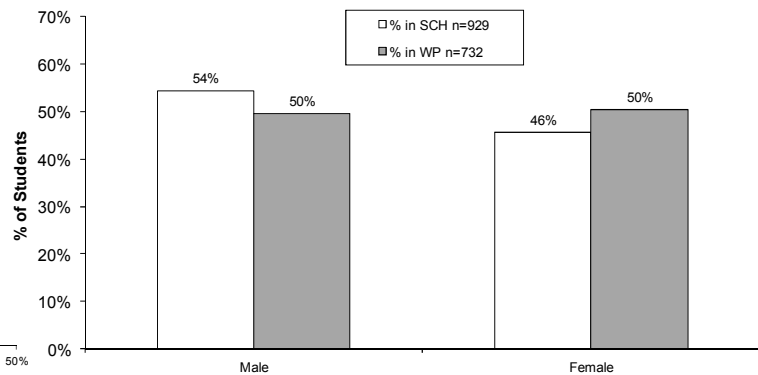


Chart 3: Comparison of Student Gender in School and Wellness Program Populations



Data for Charts 1, 2 and 3 was obtained from the Contract Management System (CMS) managed by the San Francisco Department of Children, Youth and Their Families and School Site Profiles from the San Francisco Unified School District at www.sfusd.edu. The SFUSD and CMS information reflects data available during the 2011-12 school year. In Chart 1, Medical Services refers to services primarily provided by the School Nurse. General Counseling refers to non-clinical counseling provided by non-licensed staff. Behavioral Health Counseling refers to clinical counseling services provided by a licensed or license-eligible counselor.