

Lincoln High School Wellness Program

SERVICE SUMMARY OF 2012-2013 SCHOOL YEAR



Total Number of Youth Served

872 [Non-Duplicated]

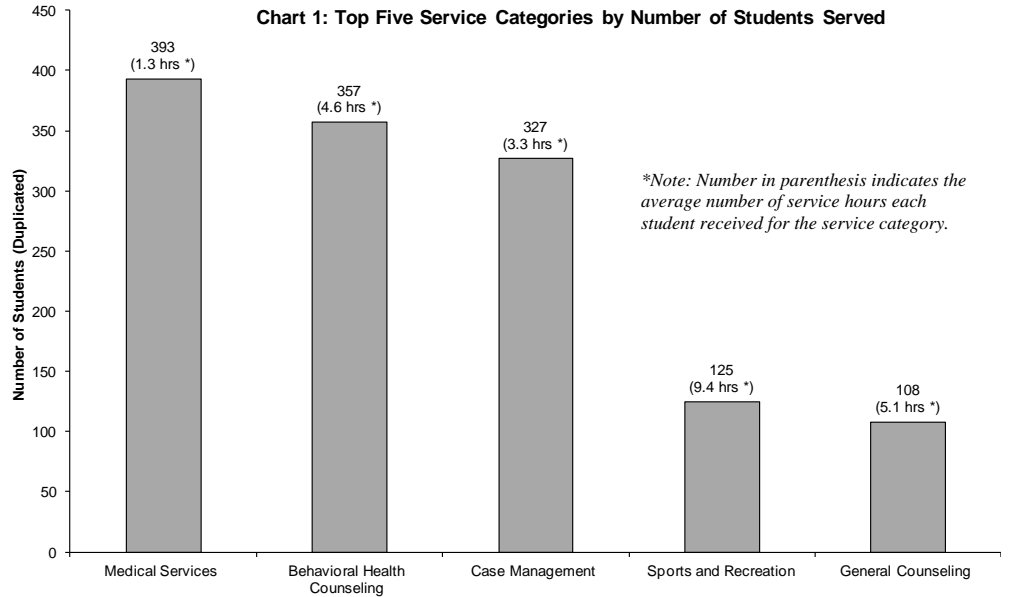
43% of 2,014 (the student population at Lincoln in 12-13)

Total Number of Service Hours Provided

15,224 (an average of 17.9 hours per student)

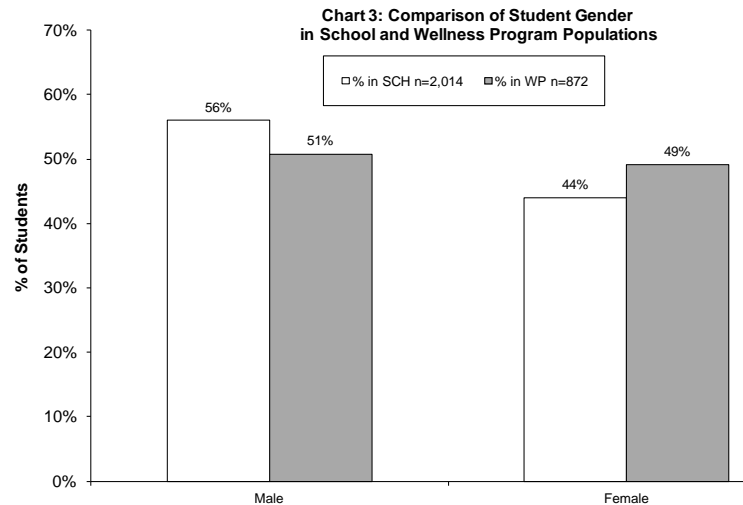
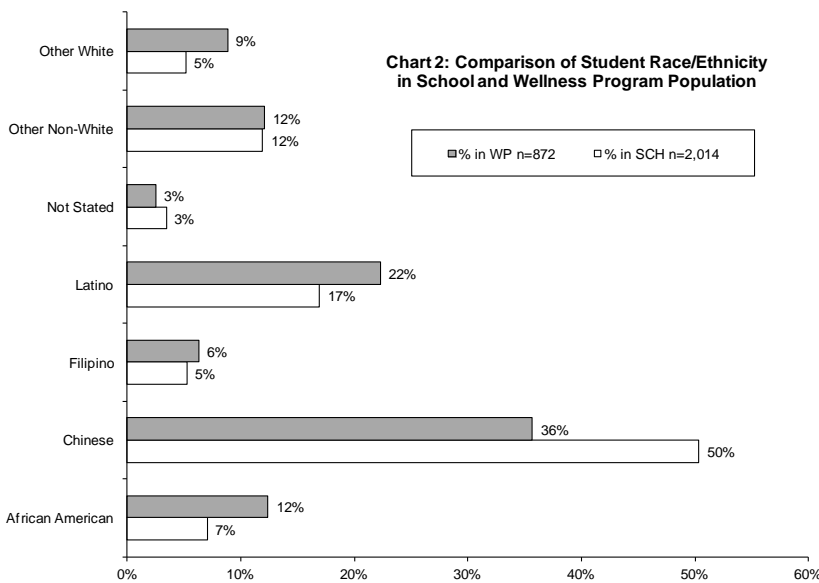
TYPES OF SERVICE

- The top three most accessed services were *Medical Services* (46% of all youth served), *Behavioral Health Counseling* (42%), and *Case Management* (38%). The top five service categories are shown in Chart 1.
- The most time intensive service provided was *Health Education* were Wellness TA's participated in an average of 187 services hours (not pictured in Chart 1).



PARTICIPANT DEMOGRAPHICS

- Demographic data on the racial/ethnic groups served are presented in Chart 2. Chinese students made up 36% of the students served, Latino students made up 22% of the students served and African American and other Non-White students each made up 12% of the students served.
- The Wellness Program served slightly more male than female students (Chart 3).



Data for Charts 1, 2 and 3 was obtained from the Contract Management System (CMS) managed by the San Francisco Department of Children, Youth and Their Families and School Site Profiles from the San Francisco Unified School District at www.sfusd.edu. The SFUSD and CMS information reflects data available during the 2012-13 school year. In Chart 1, Medical Services refers to services primarily provided by the School Nurse. Behavioral health counseling refers to clinical counseling services provided by a licensed or license-eligible counselor. General Counseling refers to non-clinical counseling provided by non-licensed staff.

Core funding for the Wellness Programs comes from the City of San Francisco's Children's Fund and the Public Education Enrichment Fund (PEEF) of the San Francisco Unified School District.