

Lincoln High School Wellness Program SERVICE SUMMARY OF 2011-2012 SCHOOL YEAR

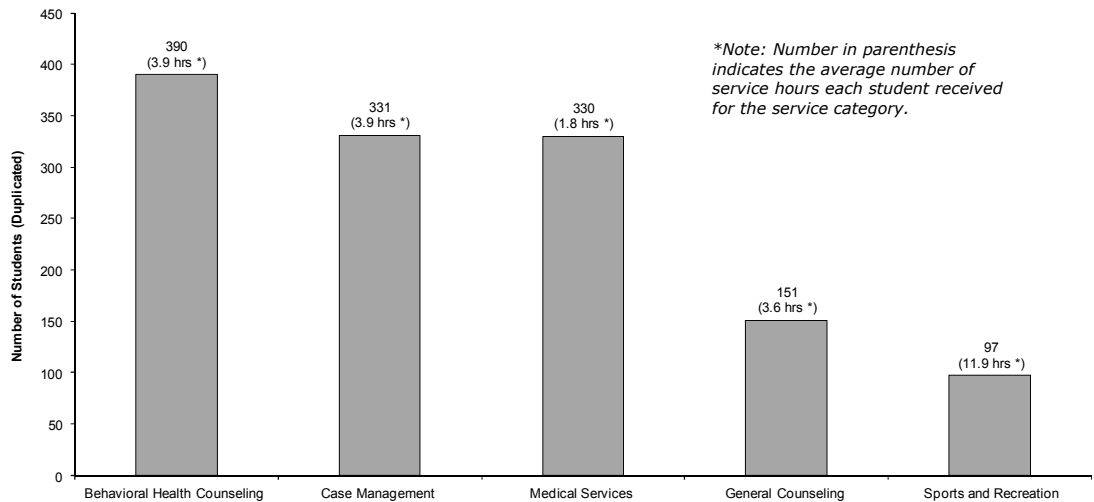


Total Number of Youth Served	887 [Non-Duplicated] 44% of 2,024 (the student population of Lincoln in 11-12)
Total Number of Service Hours Provided	15,168 (an average of 17.1 hours per student)

TYPES OF SERVICE

- The top three most accessed services were *behavioral health counseling* (44% of all youth served), *case management* (37%), and *medical services* (37%). The top five service categories are shown in Chart 1.
- The most time intensive service provided was *youth leadership development*, where youth received an average of 44.4 hours of service through the Youth Outreach Program (*not pictured in Chart 1*).

Chart 1: Top Five Service Categories by Number of Students Served



PARTICIPANT DEMOGRAPHICS

- Demographic data on the racial/ethnic groups served are presented in Chart 2. Chinese students made up 38% of the students served, Latino students made up 25% of the students served, and Other Non-White students made up 13% of the students served.
- The Wellness Program served more female students than male students (Chart 3).

Chart 2: Comparison of Student Race/Ethnicity in School and Wellness Program Population

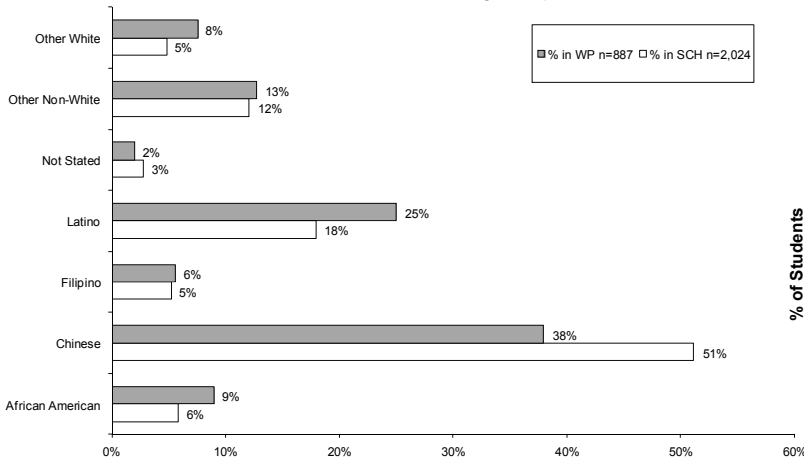
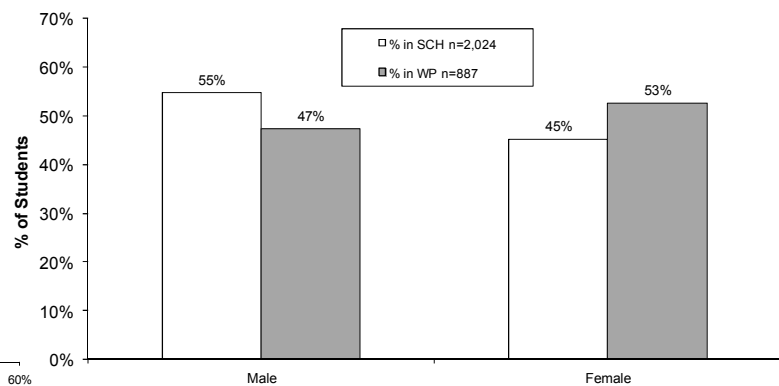


Chart 3: Comparison of Student Gender in School and Wellness Program Populations



Data for Charts 1, 2 and 3 was obtained from the Contract Management System (CMS) managed by the San Francisco Department of Children, Youth and Their Families and School Site Profiles from the San Francisco Unified School District at www.sfusd.edu. The SFUSD and CMS information reflects data available during the 2011-12 school year. In Chart 1, Behavioral Health Counseling refers to clinical counseling services provided by a licensed or license-eligible counselor. Medical Services refers to services primarily provided by the School Nurse. General Counseling refers to non-clinical counseling provided by non-licensed staff.