

Galileo Academy Wellness Program

SERVICE SUMMARY OF 2012-2013 SCHOOL YEAR



Total Number of Youth Served

859 [Non-Duplicated]

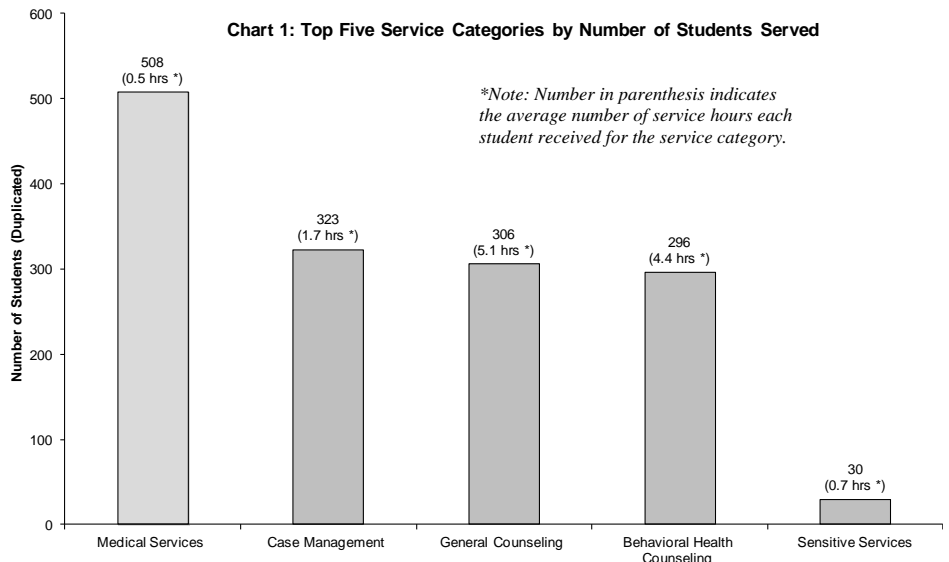
41% of 2,100 (the student population at Galileo in 12-13)

Total Number of Service Hours Provided

3,862 (an average of 4.5 hours per student)

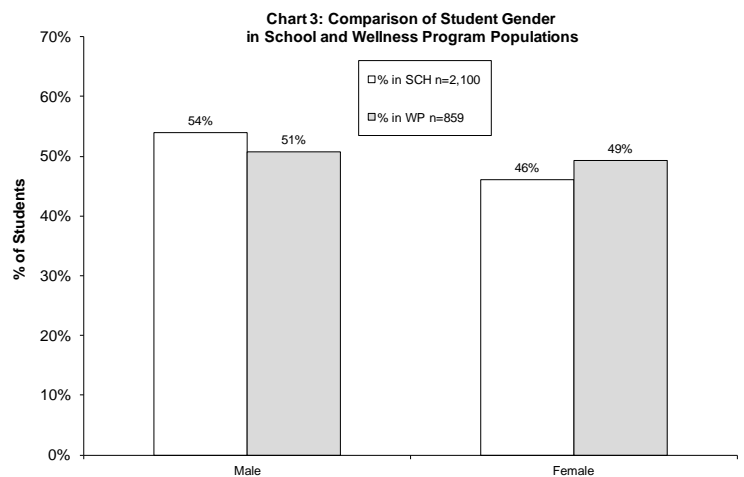
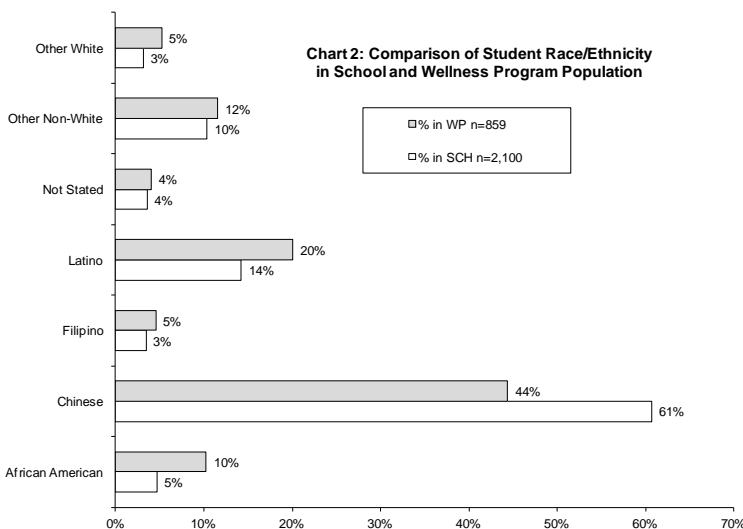
TYPES OF SERVICE

- The top three most accessed services were *Medical Services* (59% of all youth served), *Case Management* (38%), and *General Counseling* (36%). The top five service categories are shown in Chart 1.
- The most time intensive service provided was *Youth Leadership Development*, where youth received an average of 20.8 hours of service through the Youth Outreach Program (not pictured in Chart 1).



PARTICIPANT DEMOGRAPHICS

- Demographic data on the racial/ethnic groups served are presented in Chart 2. Chinese students made up 44% of the students served, Latino students made up 20% of the students served and Other-Non White made up 12% of the students served.
- The Wellness Program served slightly more male than female students (Chart 3).



Data for Charts 1, 2 and 3 was obtained from the Contract Management System (CMS) managed by the San Francisco Department of Children, Youth and Their Families and School Site Profiles from the San Francisco Unified School District at www.sfusd.edu. The SFUSD and CMS information reflects data available during the 2012-13 school year. In Chart 1, Medical Services refers to services primarily provided by the School Nurse. General Counseling refers to non-clinical counseling provided by non-licensed staff. Behavioral health counseling refers to clinical counseling services provided by a licensed or license-eligible counselor. Sensitive Services refers to reproductive health services.

Core funding for the Wellness Programs comes from the City of San Francisco's Children's Fund and the Public Education Enrichment Fund (PEEF) of the San Francisco Unified School District.