

Wellness Program Service Summary

The mission of the San Francisco Wellness Initiative is to improve the health, well-being, and educational outcomes of SFUSD high school students.

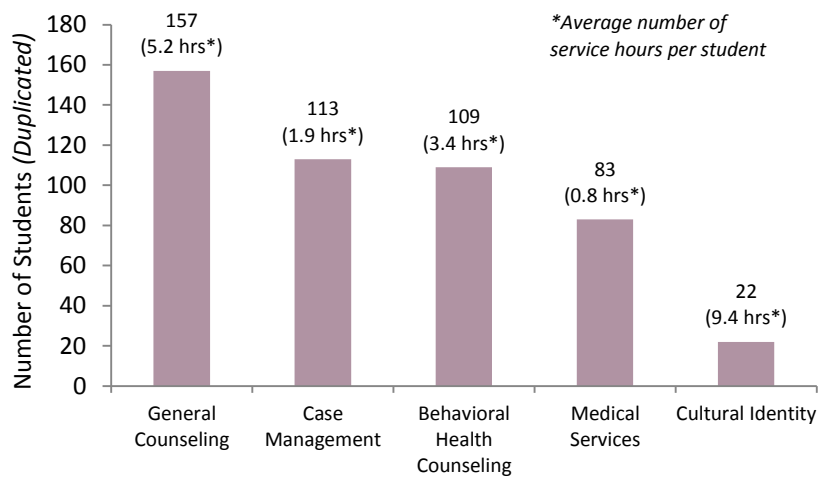
Total Number of Youth Served	206 (unduplicated) 125%* of the student population (165 in 2013-14)
Total Number of Service Hours	1,803 hours (an average of 8.8 hours per student)
Student Drop-Ins	26 students visited the Wellness Program during drop-in hours on a typical day. Over the entire school year, that equals 4,698 student contacts.

Outreach & Education Highlights

Wellness provided 76 health promotion activities reaching 2,951 students (duplicated), including:

- Halloween "Trick or Treat" Nutrition Education Event & Zombie Photo Booth
- Real Talk Day of Wellbeing: classroom presentations on yoga and movement; stress reduction; CPR; and nutrition
- Futures Day: Fair & Career Panel
- "Secrets" Play on HIV/AIDS/STI Prevention by Kaiser Educational Theatre
- Staff Professional Development on De-Mystifying Wellness; Trauma & Discipline; Morning of Silence; and Moral and Social Skill Development of Teens

Top Five Types of Services by number of students served



"Wellness has helped me be more open about my feelings and learn how to deal with personal situations."

- Downtown Student

Student Support Groups

Wellness organized 11 groups and clubs reaching 142 students, including:

- Gay Straight Alliance
- Food, Justice & Ethnic Studies Group
- Mad Ain't Bad Group
- LOVE Group
- Youth Empowerment Group
- Cut Back Group
- Butt Out Group
- Grief & Trauma Group
- Youth Outreach Workers Program

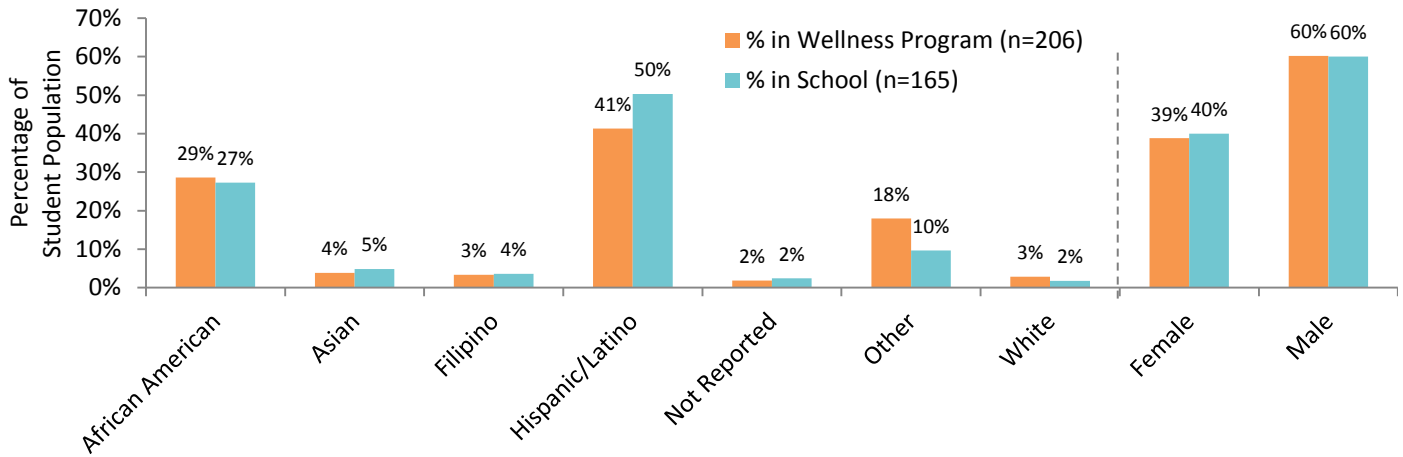
Community Partners

Wellness collaborated with 8 community-based organizations, including:

- Breathe CA
- Horizons Unlimited
- Instituto Familiar de la Raza
- La Casa de las Madres
- Oakes Children's Center
- Potrero Hill Family Support Center
- Potrero Hill Neighborhood House
- San Francisco Street Violence Intervention Program

*Students can be placed at Downtown throughout the school year, thus the number of students increases as the year progresses. However, student enrollment figures are based on data from October 2013.

Comparison of Student Demographics in School and Wellness Program Population



Wellness Team Members

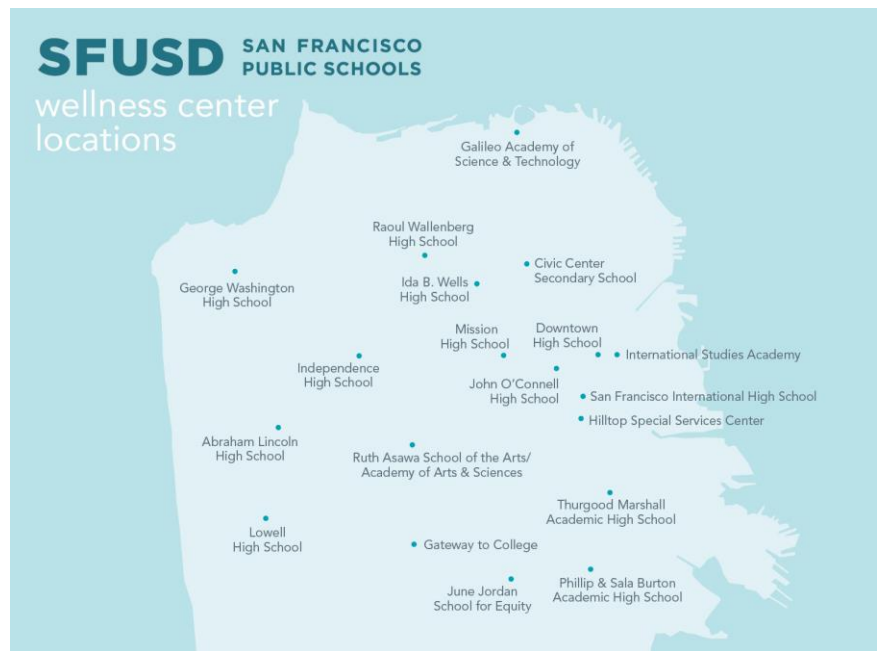
Wellness Coordinator
Kate Baker

Community Health Outreach Worker
Lawrence Festin

School District Nurse
Ariane Peixoto

Behavioral Health Therapists
Marcelle Van Buren, Francis Calero (RAMS)

Interns
Mansur Nurullah (SIT)



Contact

693 Vermont Street
San Francisco, CA 94107
(415) 695-5849
downtown@sfallness.org
www.sfallness.org

Chart data was obtained from the Contract Management System (CMS) managed by the San Francisco Department of Children, Youth and Their Families and CALPADS data from the California Department of Education at <http://dq.cde.ca.gov/dataquest>. The CALPADS and CMS information reflects data available during the 2013-14 school year.

In "The Top Five Types of Services" chart, Medical Services refers to services primarily provided by the school nurse. General Counseling refers to non-clinical counseling provided by non-licensed staff. Behavioral Health Counseling refers to clinical counseling services provided by a licensed or license-eligible counselor. Case Management refers to coordination of care to meet students' health needs. Sensitive Services refers to reproductive health services.

In the "Comparison of Student Demographics" chart, the "Other" race/ethnicity category may include the identities American Indian, Alaska Native, Native American, Pacific Islander, Middle Eastern, or Multiracial/Multiethnic.

Partnering to support student health and well-being.