

Downtown High School Wellness Program SERVICE SUMMARY OF 2012-2013 SCHOOL YEAR



Total Number of Youth Served

207 [Non-Duplicated]

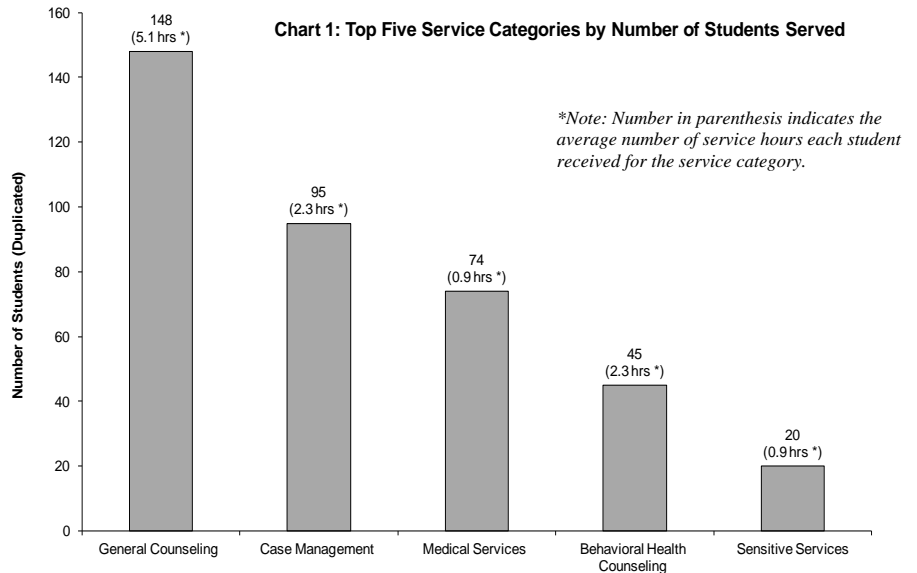
79% of 261 (the student population at Downtown in 12-13)

Total Number of Service Hours Provided

1,364 (an average of 6.6 hours per student)

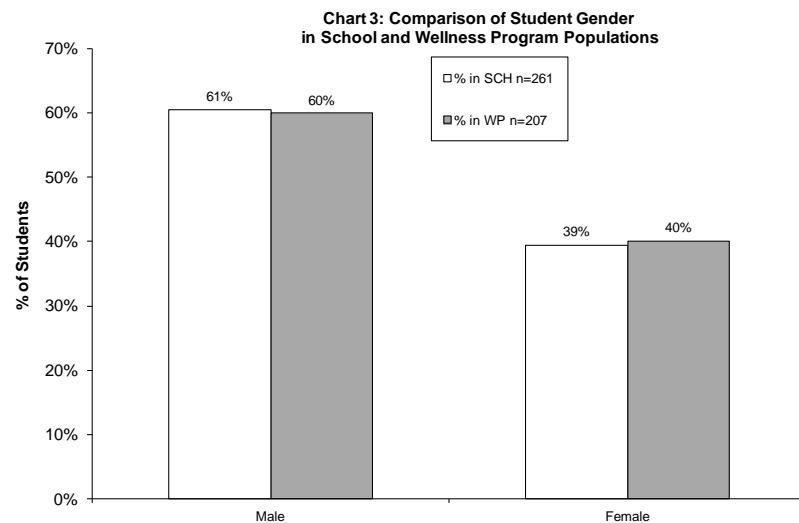
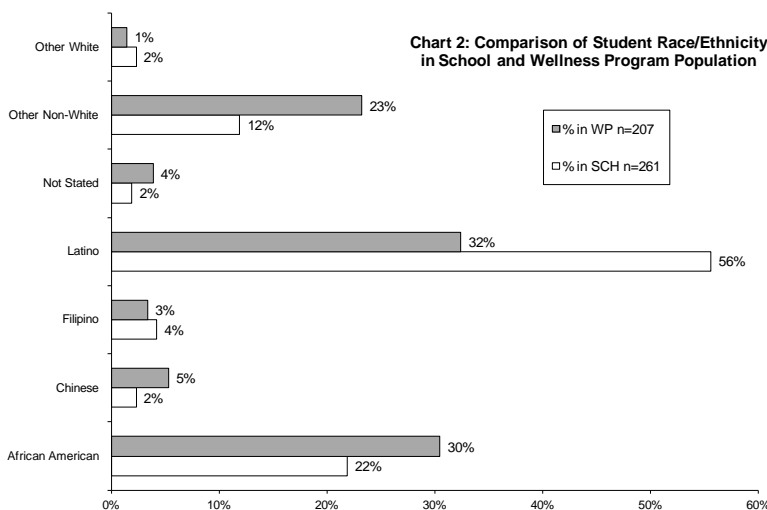
TYPES OF SERVICE

- The top three most accessed services were *general counseling* (71% of all youth served), *case management* (46%), and *medical services* (36%). The top five service categories are shown in Chart 1.
- The most time intensive service provided was *Youth Leadership Development* where youth received an average of 24.0 hours of service through Youth Outreach Program (not pictured in Chart 1).



PARTICIPANT DEMOGRAPHICS

- Demographic data on the racial/ethnic groups served are presented in Chart 2. Latino students made up 32% of the students served, African American students made up 30% of the students served, and Other Non-White students made up 23% of the students served.
- The Wellness Program served more male than female students (Chart 3).



Data for Charts 1, 2 and 3 was obtained from the Contract Management System (CMS) managed by the San Francisco Department of Children, Youth and Their Families and School Site Profiles from the San Francisco Unified School District at www.sfusd.edu. The SFUSD and CMS information reflects data available during the 2012-13 school year. In Chart 1, Counseling refers to non-clinical counseling provided by non-licensed staff. Medical Services refers to services primarily provided by the School Nurse. Behavioral health counseling refers to clinical counseling services provided by a licensed or license-eligible counselor. General Sensitive Services refers to reproductive health services.

Core funding for the Wellness Programs comes from the City of San Francisco's Children's Fund and the Public Education Enrichment Fund (PEEF) of the San Francisco Unified School District.