

# Downtown High School Wellness Program SERVICE SUMMARY OF 2011-2012 SCHOOL YEAR

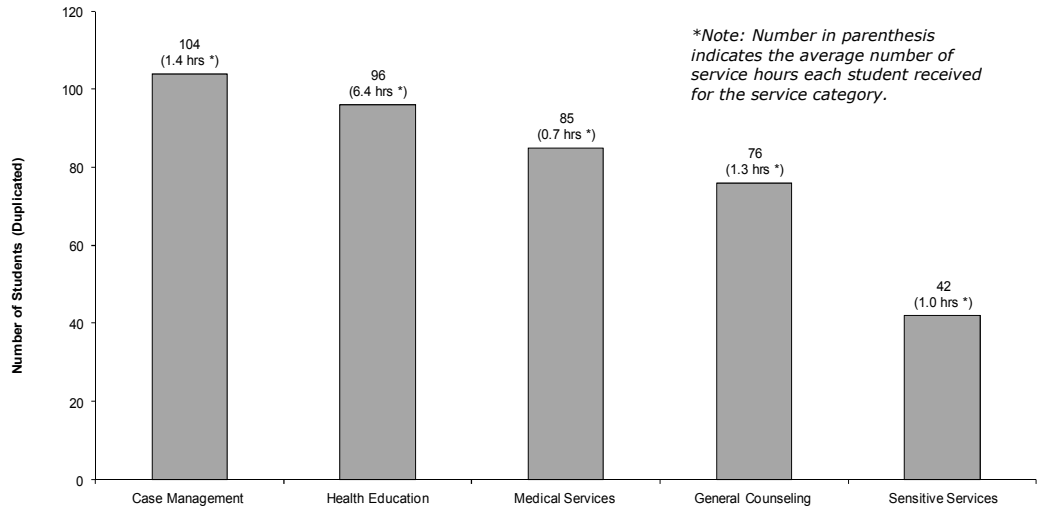


<b>Total Number of Youth Served</b>	<b>220 [Non-Duplicated]</b> 82% of 267 (the student population of Downtown in 11-12)
<b>Total Number of Service Hours Provided</b>	1,197 (an average of 5.44 hours per student)

## TYPES OF SERVICE

- The top three most accessed services were *case management* (47% of all youth served), *health education* (44%), and *medical services* (39%). The top five service categories are shown in Chart 1.
- The most time intensive service provided was *youth leadership development*, where youth received an average of 9.4 hours of service through the Youth Outreach Program (not pictured in Chart 1).

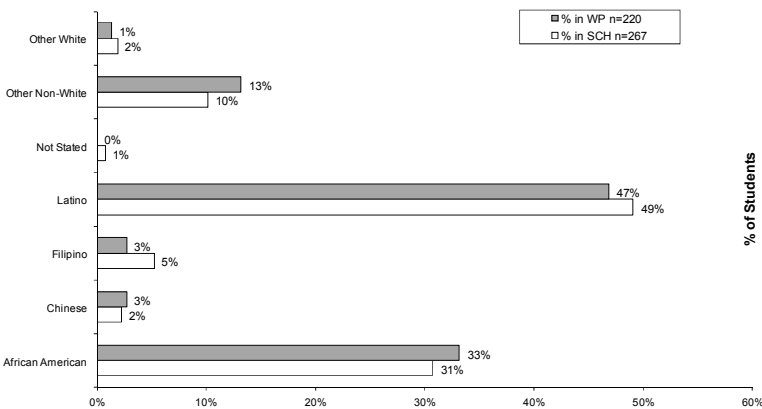
**Chart 1: Top Five Service Categories by Number of Students Served**



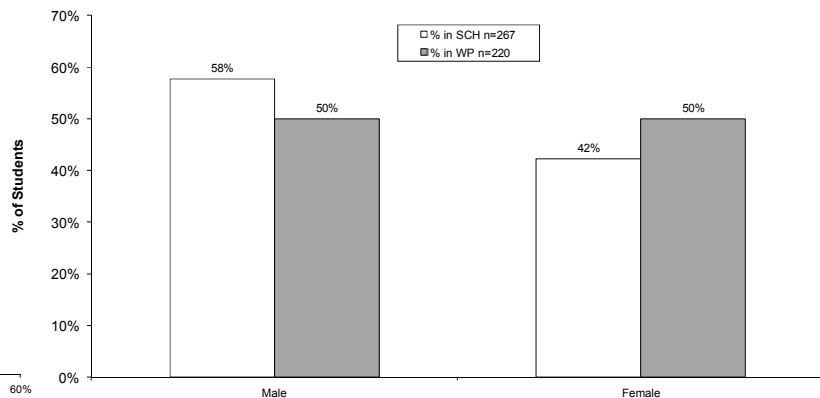
## PARTICIPANT DEMOGRAPHICS

- Demographic data on the racial/ethnic groups served are presented in Chart 2. Latino students made up 47% of the students served, African American students made up 33% of the students served, and Other Non-White students made up 13% of the students served.
- The Wellness Program served an equal number of female and male students (Chart 3).

**Chart 2: Comparison of Student Race/Ethnicity in School and Wellness Program Population**



**Chart 3: Comparison of Student Gender in School and Wellness Program Populations**



Data for Charts 1, 2 and 3 was obtained from the Contract Management System (CMS) managed by the San Francisco Department of Children, Youth and Their Families and School Site Profiles from the San Francisco Unified School District at [www.sfusd.edu](http://www.sfusd.edu). The SFUSD and CMS information reflects data available during the 2011-12 school year. In Chart 1, Medical Services refers to services primarily provided by the School Nurse. General Counseling refers to non-clinical counseling provided by non-licensed staff. Sensitive Services refers to reproductive health services.