

# Downtown High School Wellness Program SERVICE SUMMARY: 2010-11 SCHOOL YEAR

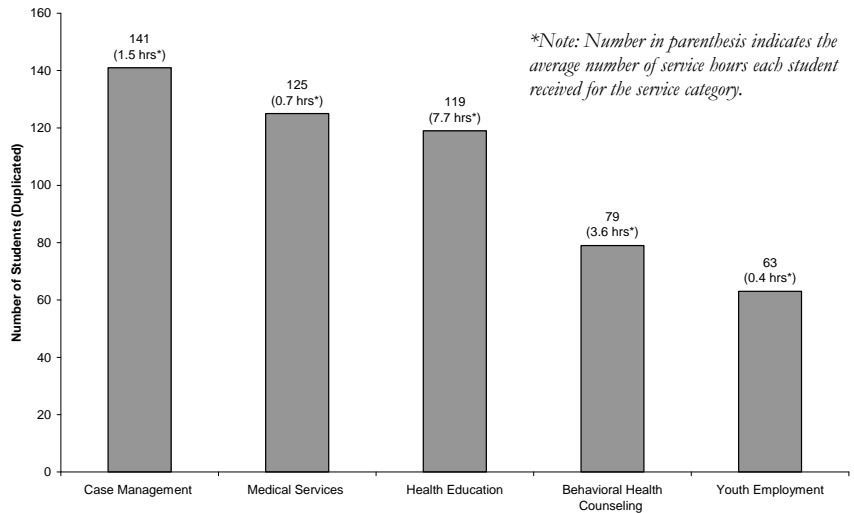


|                                               |                                                                                         |
|-----------------------------------------------|-----------------------------------------------------------------------------------------|
| <b>Total Number of Youth Served</b>           | <b>246 [Non-Duplicated]</b><br>94% of 262 (the student population of Downtown in 10-11) |
| <b>Total Number of Service Hours Provided</b> | 1,734 (an average of 7.1 hours per student)                                             |

## TYPES OF SERVICE

- The top three most accessed services were *case management* (57% of students served by the Wellness Program), *medical services* (51%), and *health education* (48%). The top five service categories are shown in Chart 1.
- The most time intensive service provided was *health education* where youth received an average of 7.7 hours of service through support and empowerment groups.

Chart 1: Top Five Service Categories by Number of Students Served



## PARTICIPANT DEMOGRAPHICS

- Demographic data on the racial/ethnic groups served are presented in Chart 2. Latino students made up 47% of the students served, African-American students made up 29%, and Other Non-White students made up 17% of the students served by the Wellness Program.
- The Wellness Program served more female students than male students.

Chart 2: Comparison of Student Race/Ethnicity in School and Wellness Program Population

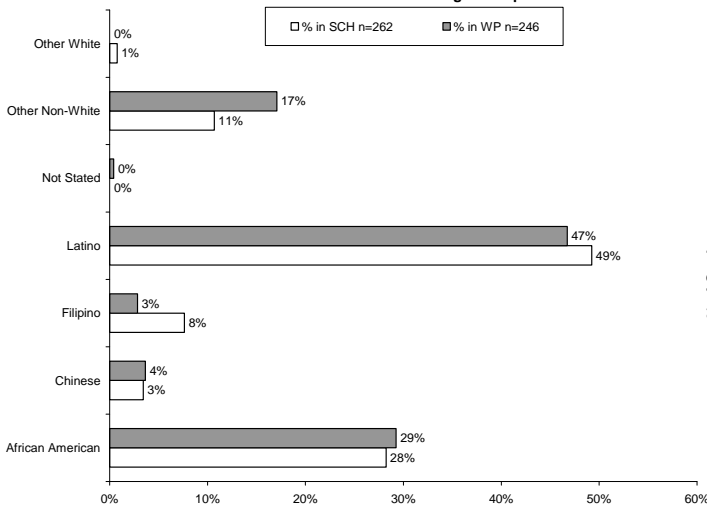
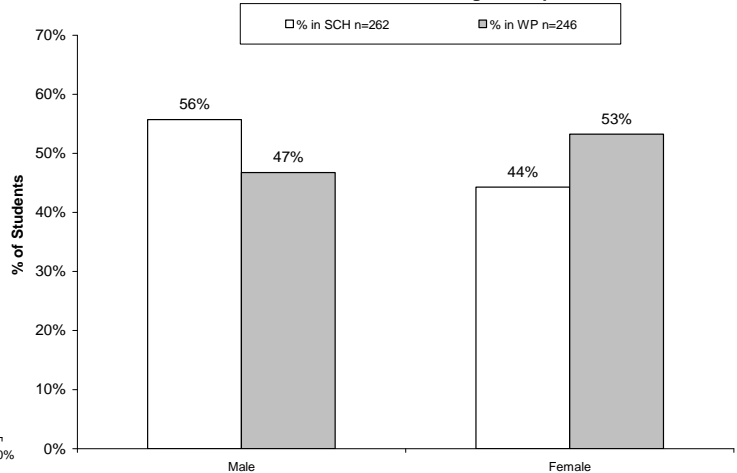


Chart 3: Comparison of Student Gender in School and Wellness Program Populations



Data for Charts 1, 2 and 3 was obtained from the Contract Management System (CMS) managed by the San Francisco Department of Children, Youth and Their Families and School Site Profiles from the San Francisco Unified School District at [www.sfusd.edu](http://www.sfusd.edu). The SFUSD and CMS information reflects data available during the 2010-11 school year. In Chart 1, Medical Services refers to services primarily provided by the School Nurse. Behavioral Health Counseling refers to clinical counseling services provided by a licensed or license-eligible counselor. Youth Employment refers to assisting students in finding jobs.