

# Burton High School Wellness Program

## SERVICE SUMMARY OF 2012-2013 SCHOOL YEAR



**Total Number of Youth Served**

**471 [Non-Duplicated]**

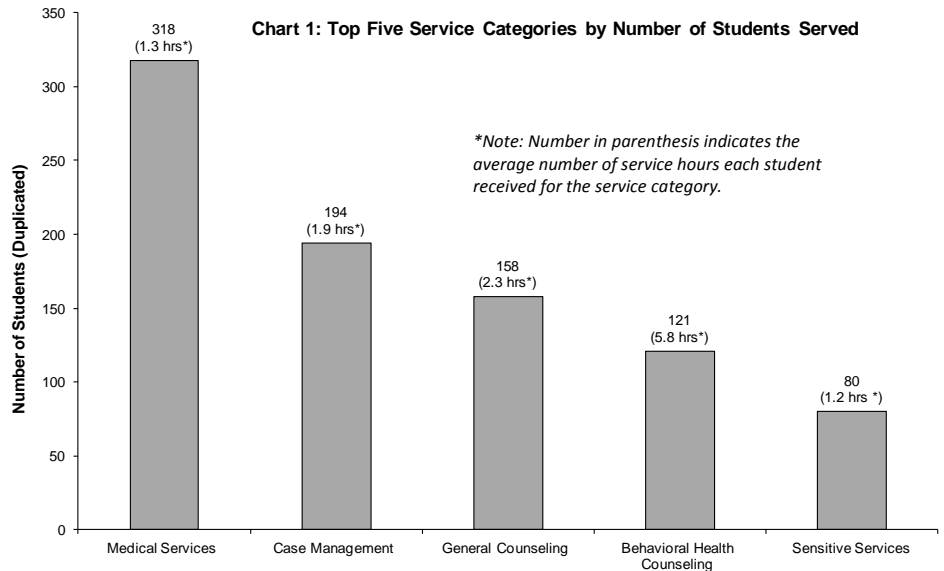
51% of 922 (the student population at Burton in 12-13)

**Total Number of Service Hours Provided**

**2,672 (an average of 5.7 hours per student)**

### TYPES OF SERVICE

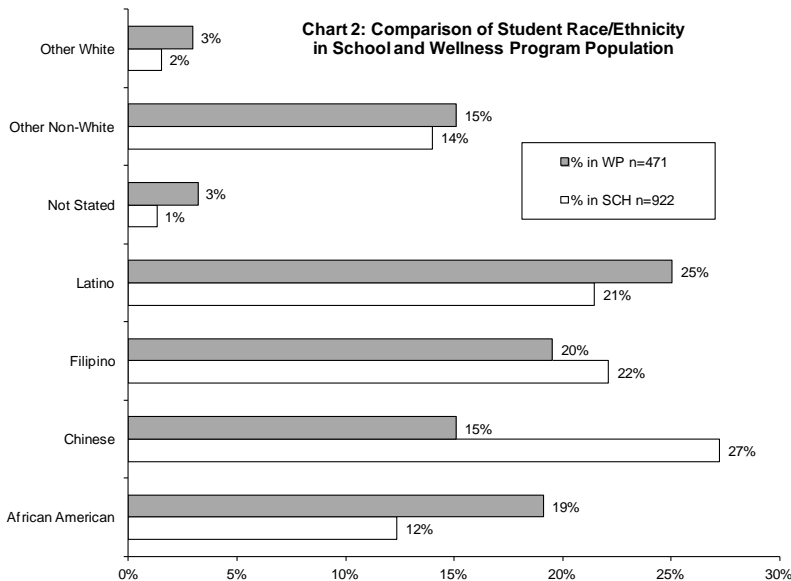
- The top three most accessed services were *medical services* (68% of all youth served), *case management* (41%), and *general counseling* (34%). The top five service categories are shown in Chart 1.
- The most time intensive service provided was *mentoring*, where youth received an average of 14.4 hours of service through *Mentoring for Success* groups (not pictured in Chart 1.)



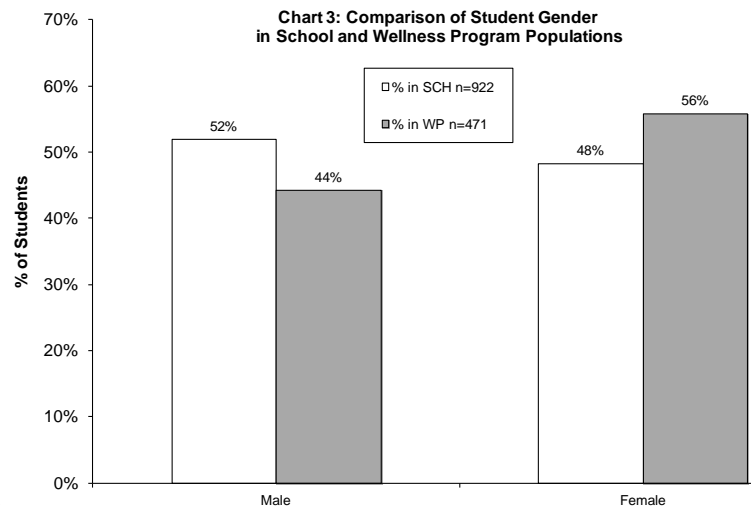
### PARTICIPANT DEMOGRAPHICS

- Demographic data on the racial/ethnic groups served are presented in Chart 2. Latino students made up 25% of the students served, Filipino students made up 20% of the students served, and African American students made up 19% of the students served.
- The Wellness Program served more female than male students (Chart 3).

**Chart 2: Comparison of Student Race/Ethnicity in School and Wellness Program Population**



**Chart 3: Comparison of Student Gender in School and Wellness Program Populations**



Data for Charts 1, 2 and 3 was obtained from the Contract Management System (CMS) managed by the San Francisco Department of Children, Youth and Their Families and School Site Profiles from the San Francisco Unified School District at [www.sfusd.edu](http://www.sfusd.edu). The SFUSD and CMS information reflects data available during the 2012-13 school year. In Chart 1, Medical Services refers to services primarily provided by the School Nurse. Behavioral health counseling refers to clinical counseling services provided by a licensed or license-eligible counselor. General Counseling refers to non-clinical counseling provided by non-licensed staff. Sensitive Services refers to reproductive health services.

*Core funding for the Wellness Programs comes from the City of San Francisco's Children's Fund and the Public Education Enrichment Fund (PEEF) of the San Francisco Unified School District.*