

Burton High School Wellness Program SERVICE SUMMARY OF 2011-2012 SCHOOL YEAR

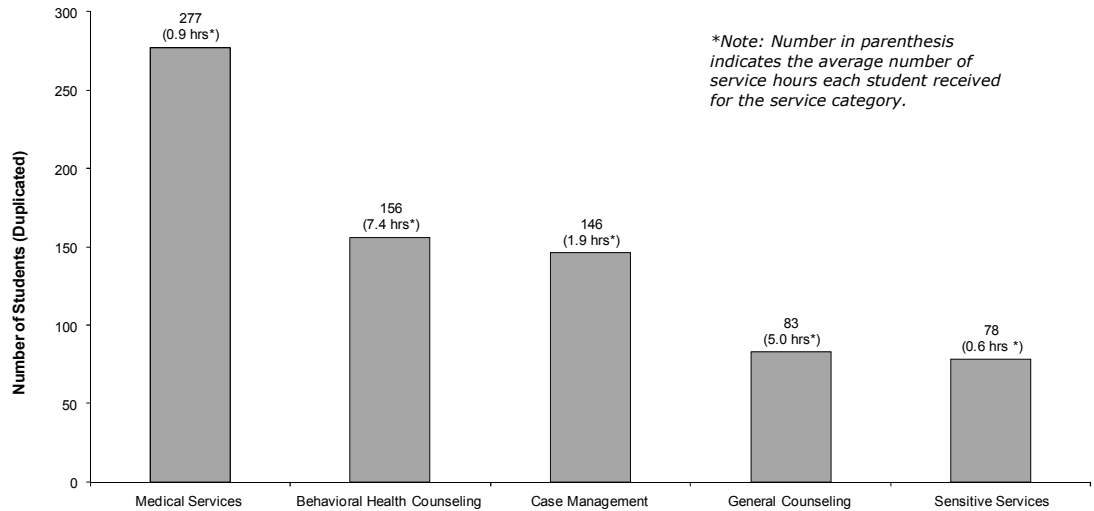


Total Number of Youth Served	445 [Non-Duplicated] 51% of 877 (the student population of Burton in 11-12)
Total Number of Service Hours Provided	2,147 (an average of 4.82 hours per student)

TYPES OF SERVICE

- The top three most accessed services were *medical services* (62% of all youth served), *behavioral health counseling* (35%), and *case management* (33%). The top five service categories are shown in Chart 1.
- The most time intensive service provided was *behavioral health counseling*, where youth received an average of 7.4 hours of service.

Chart 1: Top Five Service Categories by Number of Students Served



PARTICIPANT DEMOGRAPHICS

- Demographic data on the racial/ethnic groups served are presented in Chart 2. Latino students made up 29% of the students served, African American students made up 22% of the students served, and Filipino students made up 18% of the students served.
- The Wellness Program served more female students than male students (Chart 3).

Chart 2: Comparison of Student Race/Ethnicity in School and Wellness Program Population

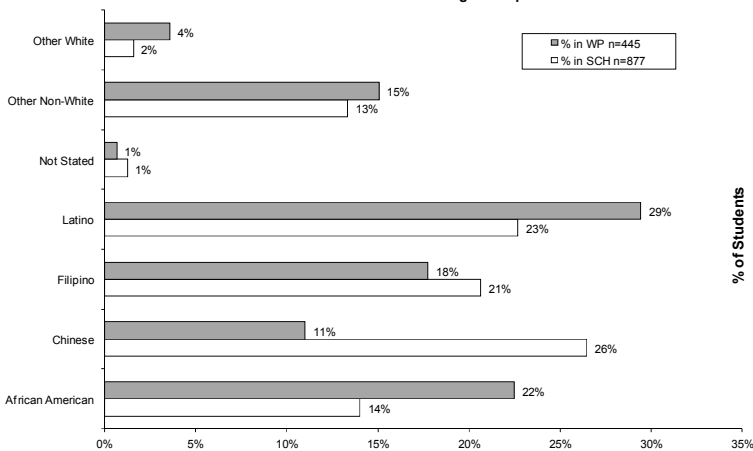
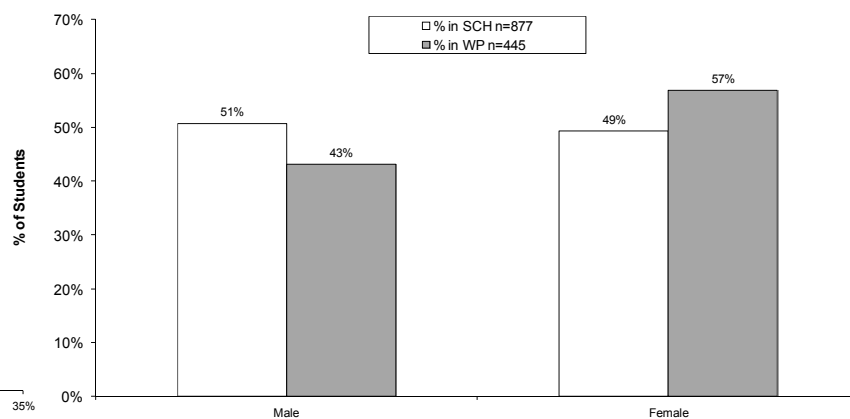


Chart 3: Comparison of Student Gender in School and Wellness Program Populations



Data for Charts 1, 2 and 3 was obtained from the Contract Management System (CMS) managed by the San Francisco Department of Children, Youth and Their Families and School Site Profiles from the San Francisco Unified School District at www.sfusd.edu. The SFUSD and CMS information reflects data available during the 2011-12 school year. In Chart 1, Medical Services refers to services primarily provided by the School Nurse. Behavioral health counseling refers to clinical counseling services provided by a licensed or license-eligible counselor. General Counseling refers to non-clinical counseling provided by non-licensed staff. Sensitive Services refers to reproductive health services.