

## Wellness Program Service Summary

The mission of the San Francisco Wellness Initiative is to improve the health, well-being, and educational outcomes of SFUSD high school students.

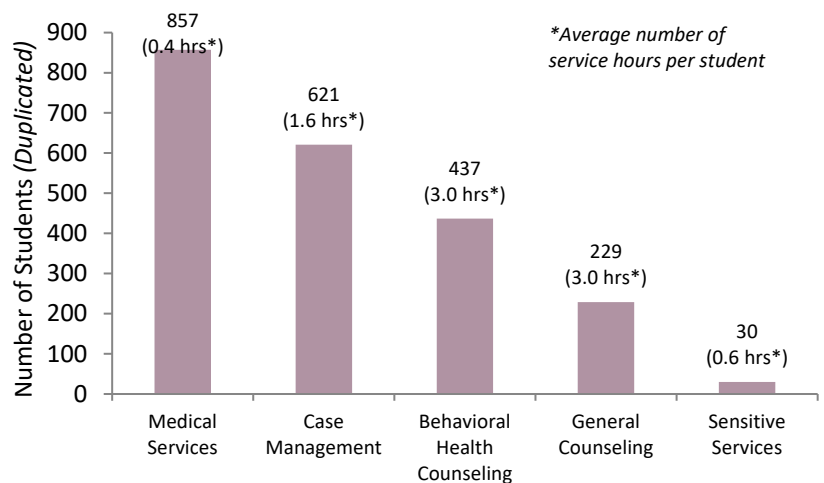
<b>Total Number of Youth Served</b>	<b>1,204 (unduplicated)</b> 59% of the student population (2,054 in 2015-16)
<b>Total Number of Service Hours</b>	5,449 hours (an average of 6.4 hours per student)
<b>Student Drop-Ins</b>	<b>104 students</b> visited the Wellness Program during drop-in hours on a typical day. Over the entire school year, that equals <b>18,756 student contacts</b> .

### Outreach & Education Highlights

Wellness provided 127 health promotion activities reaching 29,267 students (duplicated), including:

- Same Love Day: LGBTQ Awareness
- Bike or Roll to School Day
- Wellness Orientation for New Students
- AIDS Memorial Quilt Presentation
- Pig Lung Presentations
- Spring Health Fair and Rally
- Classroom Presentations on Marijuana; E-cigs and Tobacco; and Sexual Health
- Parent Workshop on Marijuana and the Adolescent Brain
- Staff Professional Development from National Association of Mental Illness

### Top Five Types of Services by number of students served



*“Wellness staff really do care. They do their very best to help me deal with my constant stress.”*  
- Washington Student

### Student Support Groups

Wellness organized 12 groups and clubs reaching 212 students, including:

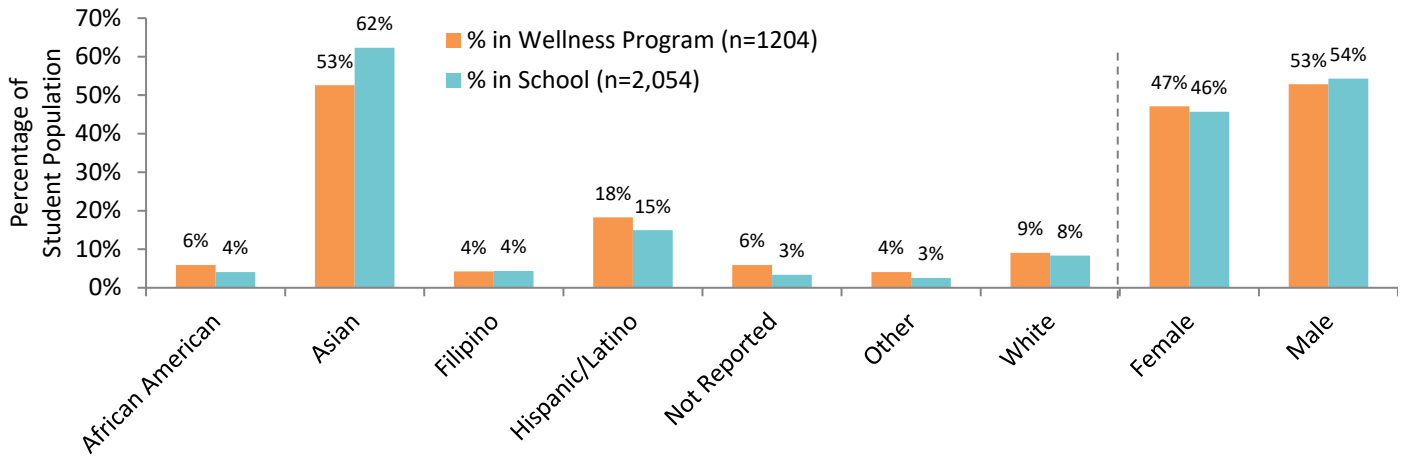
- African American Young Women’s Leadership Group
- Black Young Men’s Leadership Group
- CYC Asian Pacific Islander Group
- CYC Newcomer Group
- Latinos Unidos
- Man Up Guys Group
- New Year’s Resolution (Substance Abuse Support) Group
- Q Group
- Samoan and Polynesian Group
- Social Skills Photo Club
- Youth Outreach Worker Program

### Community Partners

Wellness collaborated with 9 community-based organizations, including:

- Veritable Vegetable
- Richmond Village Beacon
- Community Youth Center
- Huckleberry Wellness Academy
- Mo’Magic
- Ohlhoff Recovery Programs
- UCSF National Center of Excellence in Women’s Health
- Vietnamese Youth Development Center
- Youth Leadership Institute

## Comparison of Student Demographics in School and Wellness Program Population



## Wellness Team Members

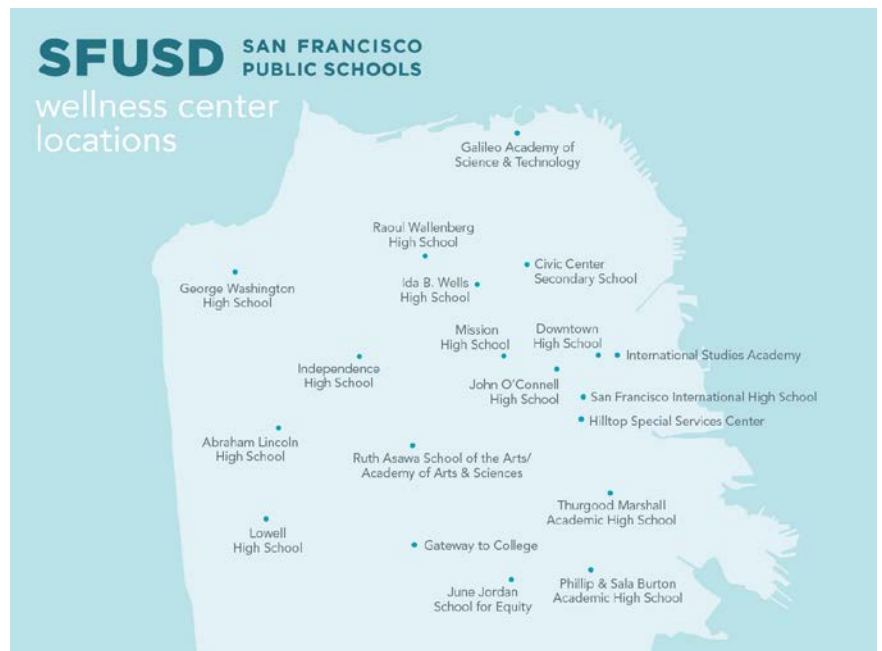
*Wellness Coordinator*  
**Veronica Garcia**

*Community Health Outreach Worker*  
**Steve Youn**

*School District Nurse*  
**Lynda Boyer-Chu**

*Behavioral Health Therapists*  
**Rebecca Peng, Michael Ceely, Ashley Hamilton (RAMS)**

*Interns and Volunteers*  
**Wendy Ngo, Cheri Tsai (RAMS)  
Jodee Virgo, Brad Akin (SIT)  
Alyssa Cassimiro (Foster Youth Services)**



## Contact

600 32<sup>nd</sup> Avenue  
San Francisco, CA 94121  
(415) 379-8111  
washington@sfwellness.org  
www.sfwellness.org

Chart data was obtained from the Contract Management System (CMS) managed by the San Francisco Department of Children, Youth and Their Families and CALPADS data from the California Department of Education at <http://dq.cde.ca.gov/dataquest>. The CALPADS and CMS information reflects data available during the 2013-14 school year.

In "The Top Five Types of Services" chart, Medical Services refers to services primarily provided by the school nurse. General Counseling refers to non-clinical counseling provided by non-licensed staff. Behavioral Health Counseling refers to clinical counseling services provided by a licensed or license-eligible counselor. Case Management refers to coordination of care to meet students' health needs. Sensitive Services refers to reproductive health services.

In the "Comparison of Student Demographics" chart, the "Other" race/ethnicity category may include the identities American Indian, Alaska Native, Native American, Pacific Islander, Middle Eastern, or Multiracial/Multiethnic.

*Partnering to support student health and well-being.*