

Wellness Program Service Summary

The mission of the San Francisco Wellness Initiative is to improve the health, well-being, and educational outcomes of SFUSD high school students.

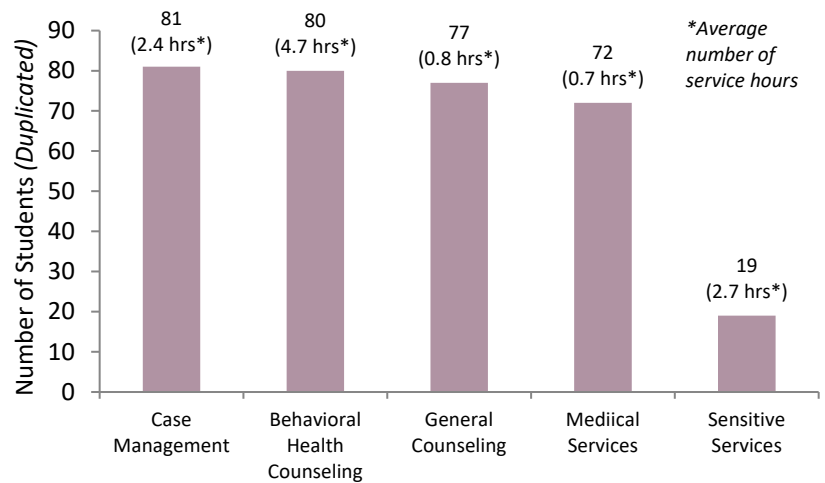
| | |
|--------------------------------------|--|
| Total Number of Youth Served | 169 (unduplicated) 66% of the student population (258 in 2015-16) |
| Total Number of Service Hours | 786 hours (an average of 4.7 hours per student) |
| Student Drop-Ins | 47 students visited the Wellness Program during drop-in hours on a typical day. Over the entire school year, that equals 8,532 student contacts . |

Outreach & Education Highlights

Wellness provided 28 health promotion activities reaching 3,350 students (duplicated), including:

- Spirit Week and Gratitude Day
- Fall Employment and Internship Fair
- Wellness 101: Outreach to New Students & Families
- Wellness Week
- Summer Resource and Job Fair
- Lunchtime Presentations on Sexual Health; Gender; and Healthy Food Choices
- Staff Professional Development on Racism & Equity; Marijuana & the Teenage Brain; and Seizures

Top Five Types of Services by number of students served



“Wellness has played a big impact on my life. I love coming to wellness and getting information at lunch and listening to some good music.”

- June Jordan Student

Student Support Groups

Wellness organized 6 groups and clubs reaching 48 students, including:

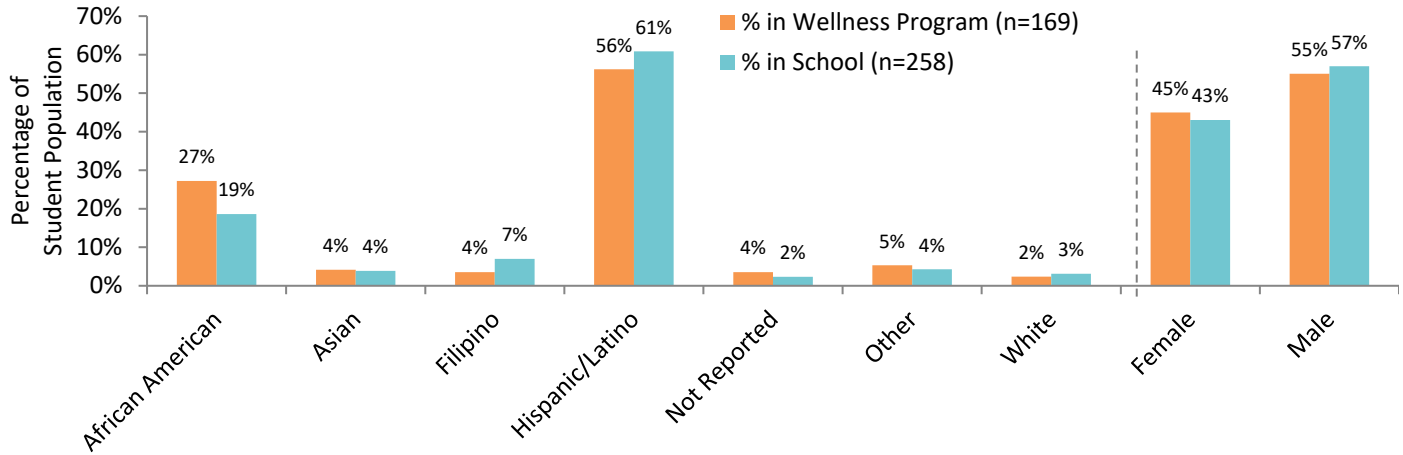
- 3rd Street Youth Clinic Youth Group
- Mission Girls Group
- Mo’Magic Boys Group
- Trauma Grief and Loss Group
- Youth Creating Change
- Youth Outreach Workers Program

Community Partners

Wellness collaborated with 6 community-based organizations, including:

- 3rd Street Youth Clinic
- Bayview Hunters Point Foundation
- Mission Girls
- Mo’Magic
- San Francisco Street Violence Intervention Program
- HOMEY (Homies Organizing the Mission to Empower Youth)

Comparison of Student Demographics in School and Wellness Program Population



Wellness Team Members

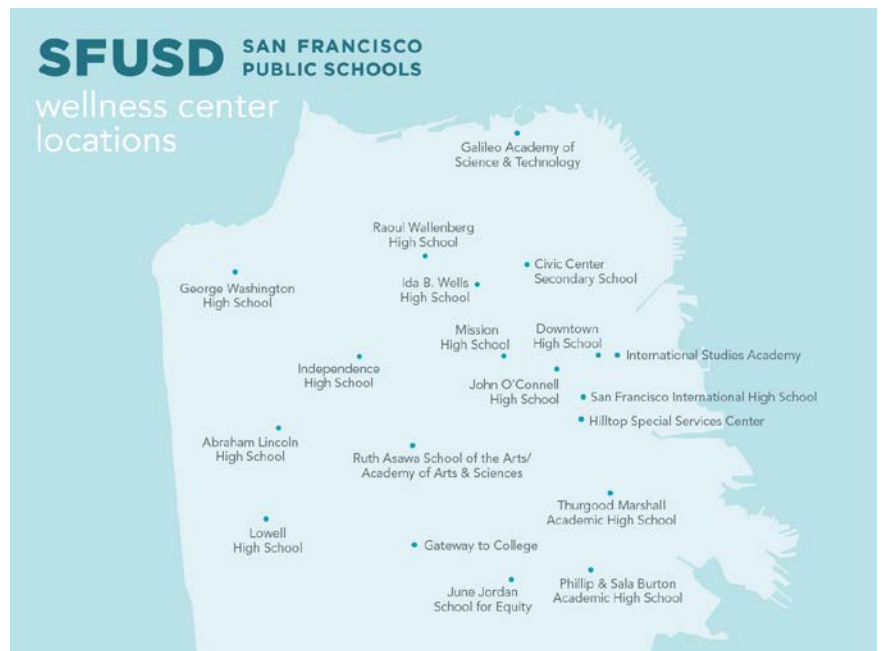
Wellness Coordinator
Erin Hughes

Community Health Outreach Worker
Dorian Glover

School District Nurse
Catherine Jordan

Behavioral Health Therapists
Maria Martinez (RAMS)
Mia Gutfreund (RAMS)

Interns
Lauren Hendrick (SIT)
Oriana Ides (SIT)



Contact

325 La Grande Avenue
San Francisco, CA 94112
(415) 452-4602
junejordan@sfwellness.org
www.sfwellness.org

Chart data was obtained from the Contract Management System (CMS) managed by the San Francisco Department of Children, Youth and Their Families and CALPADS data from the California Department of Education at <http://dq.cde.ca.gov/dataquest>. The CALPADS and CMS information reflects data available during the 2013-14 school year.

In "The Top Five Types of Services" chart, Medical Services refers to services primarily provided by the school nurse. General Counseling refers to non-clinical counseling provided by non-licensed staff. Behavioral Health Counseling refers to clinical counseling services provided by a licensed or license-eligible counselor. Case Management refers to coordination of care to meet students' health needs. Sensitive Services refers to reproductive health services.

In the "Comparison of Student Demographics" chart, the "Other" race/ethnicity category may include the identities American Indian, Alaska Native, Native American, Pacific Islander, Middle Eastern, or Multiracial/Multiethnic.

Partnering to support student health and well-being.