

Wellness Initiative

SERVICE SUMMARY OF 2009-10 SCHOOL YEAR

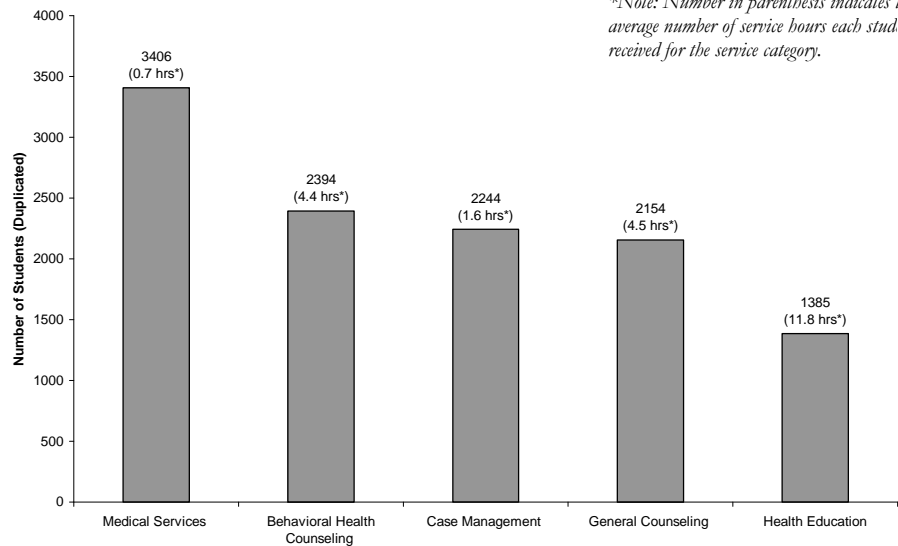


Total Number of Youth Served	6,988 [Non-Duplicated] 45% of 15,436 (the student population across all 15 sites in 09-10)
Total Number of Service Hours Provided	48,771 (an average of 7.0 hours per student)
Locations of Programs	Burton, Downtown, Galileo, ISA, June Jordan, Lincoln, Lowell, Marshall, Mission, Newcomer, O'Connell, SOTA, Wallenberg, Washington, and Ida. B. Wells High Schools

TYPES OF SERVICE

- The top three most popular forms of service were *medical services* (49% of all youth served by the initiative), *behavioral health counseling* (34%), and *case management* (32%). The top five service categories are shown in Chart 1.
- The most time intensive service provided was *youth leadership development*, where youth received an average of 16.2 hours of service through the Youth Outreach Programs (*not pictured in Chart 1*).

Chart 1: Top Five Service Categories by Number of Students Served



PARTICIPANT DEMOGRAPHICS

- Demographic data on the racial/ethnic groups served are presented in Chart 2. Latino students made up 27% of the students served across all fifteen sites, Chinese students made up 24% of the students served, and African American students made up 19% of the students served.
- The Wellness Programs served more female students than male students (Chart 3).

Chart 2: Comparison of Student Race/Ethnicity in School and Wellness Program Population

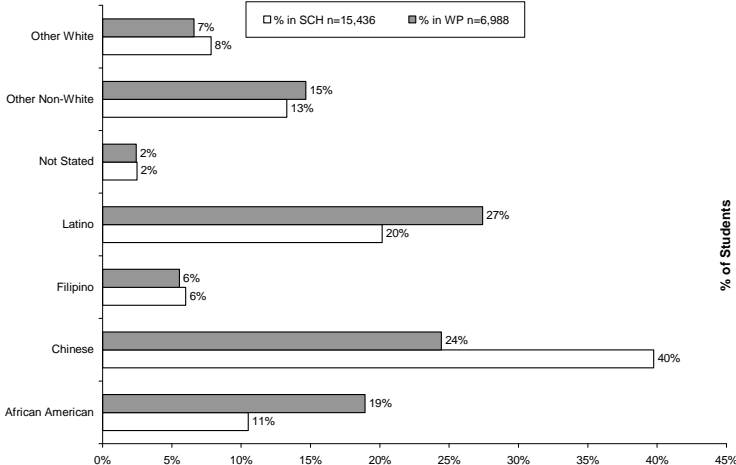
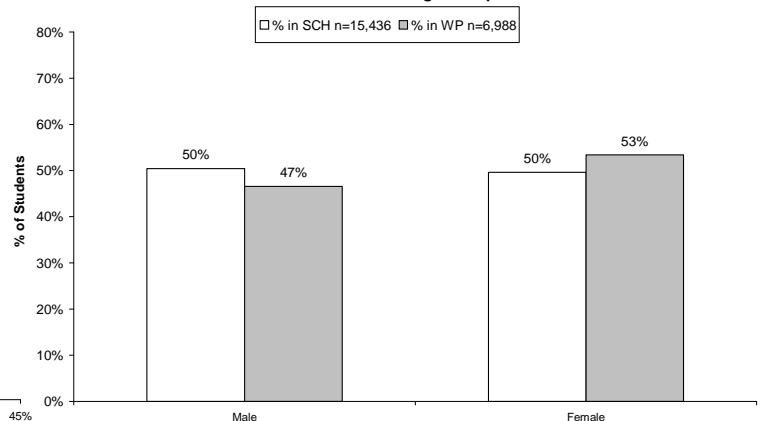


Chart 3: Comparison of Student Gender in School and Wellness Program Populations



Data for Charts 1, 2 and 3 was obtained from the Contract Management System (CMS) managed by the San Francisco Department of Children, Youth and Their Families and School Site Profiles from the San Francisco Unified School District at www.sfusd.edu. The SFUSD and CMS information reflects data available during the 2009-10 school year. In Chart 1, Medical Services refers to services primarily provided by the School Nurse. Behavioral health counseling refers to clinical counseling services provided by a licensed or license-eligible counselor. General counseling refers to non-clinical counseling provided by non-licensed staff.