

The mission of the San Francisco Wellness Initiative is to improve the health, well-being, and educational outcomes of SFUSD high school students.

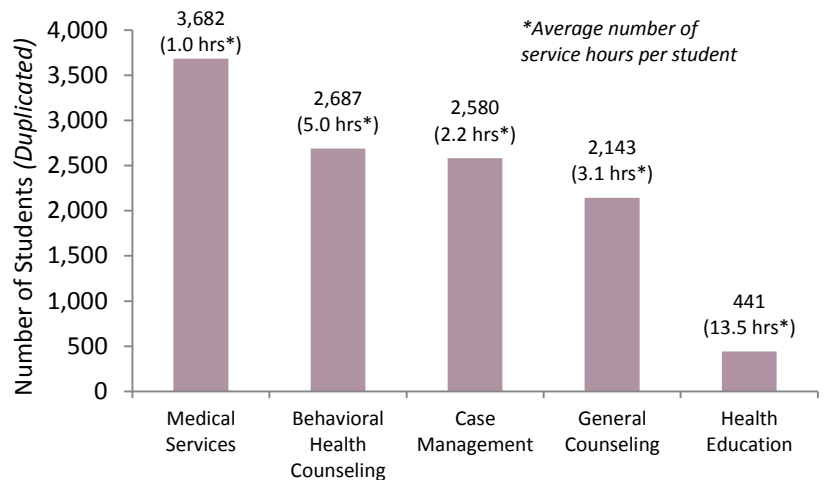
Total Number of Youth Served	7,289 (unduplicated) 49% of the student population (14,931 in 2013-14)
Total Number of Service Hours	50,594 hours (an average of 6.9 hours per student)
Student Drop-Ins	908 students visited the Wellness Program during drop-in hours on a typical day. Over the entire school year, that equals 163,440 student contacts .

Service Highlights

Across the 19 Wellness Program sites, Wellness staff:

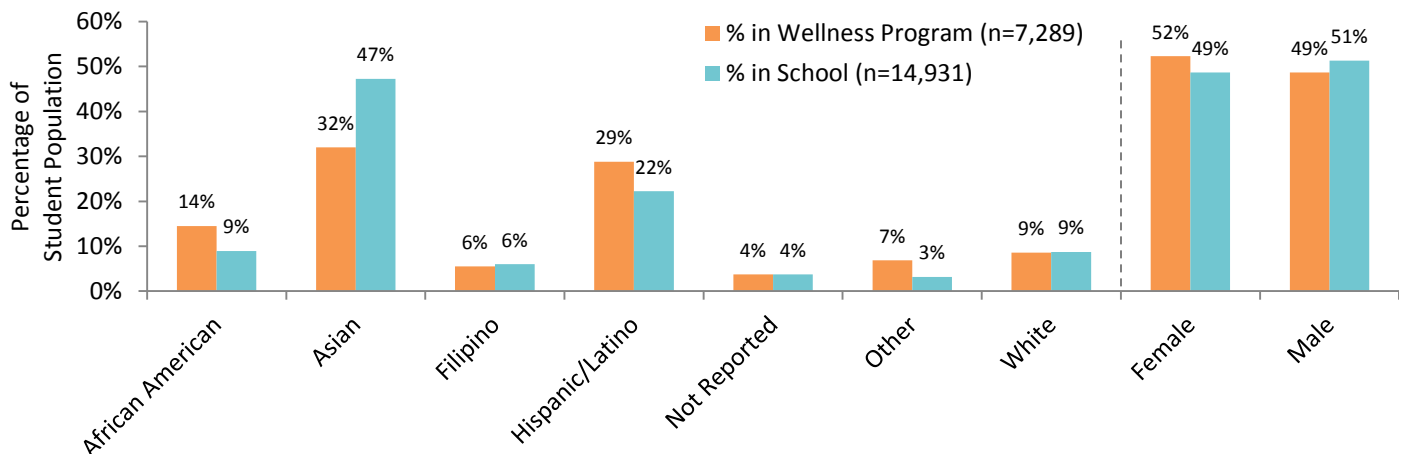
- Provided individual 1:1 services to **6,489** students (89% of the total students served).
- Offered 175 groups and clubs reaching **1,960** students (27%).
- Collaborated with **68** community agencies and universities to provide individual and group services reaching **3,585** students (49%).
- Partnered with the Student Intervention Team (SIT) and Richmond Area Multi-Services, Inc. (RAMS) to supervise **58** interns & volunteers who provided behavioral health services to over **880** students (12%).
- Organized over **1,100** health promotion activities reaching **118,000** students (duplicated).

Top Five Types of Services by number of students served



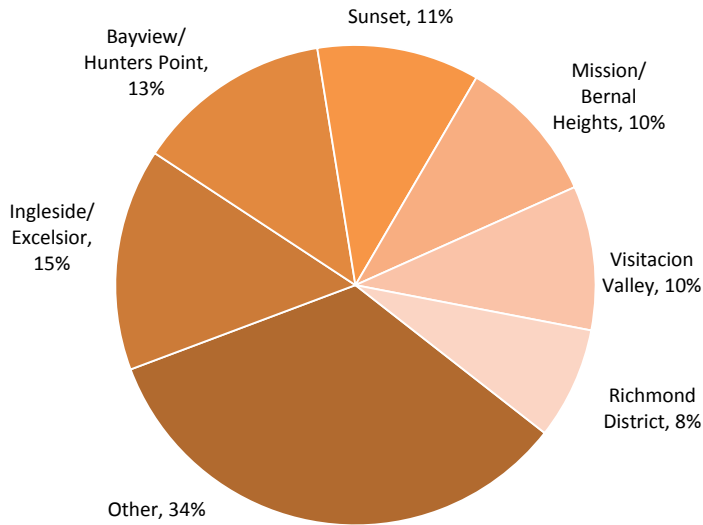
"I don't know how other schools manage without Wellness. The staff are caring, consistent, and crucial for our student body."
- John O'Connell Staff Member

Comparison of Student Demographics in School and Wellness Program Population





Top Six Neighborhoods of Students Served



“The Wellness Program has given me the opportunity to express myself and my feelings, and become a stronger person mentally, physically, and emotionally.”

- Thurgood Marshall Student



Contact

San Francisco Wellness Initiative
Department of Children, Youth and Their Families
1390 Market Street, Suite 900
San Francisco, CA 94102

info@sfwellness.org
www.sfwellness.org

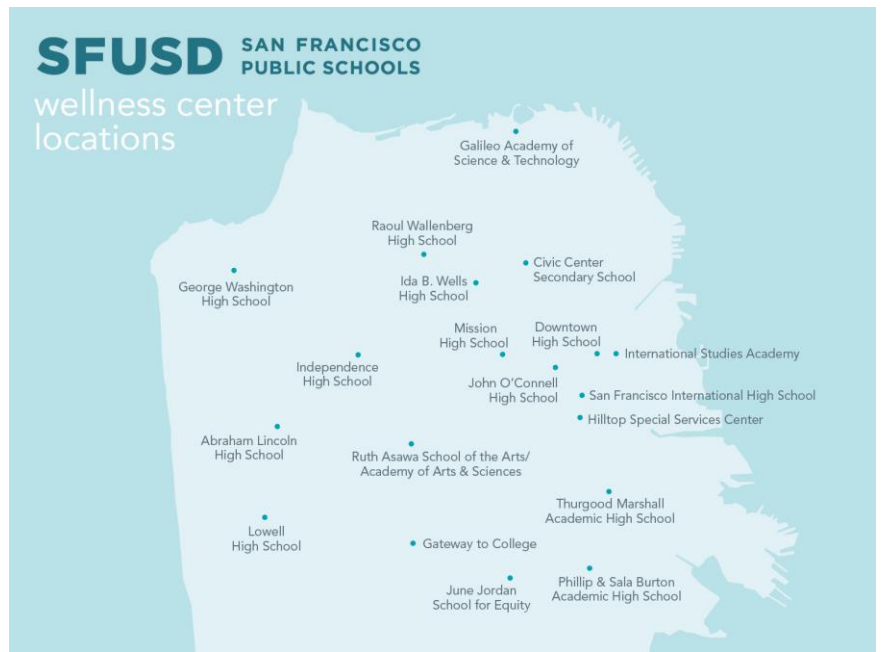


Chart data was obtained from the Contract Management System (CMS) managed by the San Francisco Department of Children, Youth and Their Families and CALPADS data from the California Department of Education at <http://dq.cde.ca.gov/dataquest>. The CALPADS and CMS information reflects data available during the 2013-14 school year.

In “The Top Five Types of Services” chart, Medical Services refers to services primarily provided by the school nurse. General Counseling refers to non-clinical counseling provided by non-licensed staff. Behavioral Health Counseling refers to clinical counseling services provided by a licensed or license-eligible counselor. Case Management refers to coordination of care to meet students’ health needs. Sensitive Services refers to reproductive health services.

In the “Comparison of Student Demographics” chart, the “Other” race/ethnicity category may include the identities American Indian, Alaska Native, Native American, Pacific Islander, Middle Eastern, or Multiracial/Multiethnic.

In the “Top Six Zip Codes” chart, the following zip codes are referenced: Ingleside/Excelsior = 94112; Bayview/Hunters Point = 94124; Mission/Bernal Heights = 94110; Sunset = 94122 & 94116; Visitacion Valley = 94134; Richmond = 94121 & 94118; and Other = all other, unknown, or missing zip codes.

Partnering to support student health and well-being.